

Product Test Report



Product Name	QE-E70
Product Version	A
Issued Date	2015.09.01
Report Edition	1.0
BIOS Version	1.0
Testing Engineer	LARRY & Daniel
Check Engineer	Daniel

REVISION HISTORY			
DATE	REVISION NO.	PAGE	DESCRIPTONS
2015.09.01	Ver. 1.0	66	Initial Release

Index

1. Function test	6
1.1 Hardware function.....	6
1.2 BIOS function	7
1.3 Driver	8
2. Compatibility test	10
2.1 CPU Test.....	10
2.2 Operation System Test	10
2.3 Memory Test	11
2.4 Display port Graphic Quality Test	11
2.5 CRT Graphic Quality Test.....	12
2.6 Audio	13
2.7 HDD Test	13
2.8 DVD-ROM Test	14
2.9 USB device Test	14
2.10 Serial Port Test	15
2.11 PS/2 Keyboard 、 Mouse Test.....	16
2.12 LAN Test.....	17
2.13 PCI Express mini card	17
2.14 Power Supply Test	18
3. Environmental test	19
3.1.1 J1900 Temperature Test.....	19
3.1.2 J1900 Thermal measurements at various points on the board	21
3.2.1 E3845 Temperature Test	22
3.2.2 E3845 Thermal measurements at various points on the board....	23
3.3.1 N2930 Temperature Test.....	25
3.2.2 N2930 Thermal measurements at various points on the board ...	26

4. Reliability Test	28
4.1 Power Consumption Test	28
E3845	28
N2930	29
J1900.....	30
5. Performance Test	31
5.1 Performance Test	31
E3845	31
N2930	33
J1900.....	35
5.2 3D MARK(2001SE、2003、2005)	37
E3845	37
N2930	39
J1900.....	41
5.3 3D MARK2006.....	43
E3845	43
N2930	45
J1900.....	47
5.4 PC MARK2002.....	49
E3845	49
N2930	49
J1900.....	50
5.5 PC MARK2004.....	51
E3845	51
N2930	52
J1900.....	53
5.6 PC MARK2005.....	54
E3845	54

N2930	55
J1900.....	56
5.7 AQUAMARK3	59
E3845	59
N2930	59
J1900.....	60
5.8 CINEBENCH	62
E3845	62
N2930	62
J1900.....	63
5.9 ZD CPUMARK	64
E3845	64
N2930	64
J1900.....	65
5.10 Storage Performance	66

1. Function test

1.1 Hardware function

Base Function Test

Item	Description	Result
1	Power Button	PASS
2	Reset	PASS
3	Power LED	PASS
4	HDD LED	PASS
5	DC_IN	PASS
6	SDCard	PASS
7	ATX	PASS
8	CPU FAN	PASS
9	SYS FAN	PASS
10	CN_USB 2.0 1 / 2	PASS
11	SATA 1 / 2	PASS
12	MXM	PASS
13	CN_SMBUS	PASS
14	CN_AUDIO	PASS
15	CN_PS2	PASS
16	CN_LPC	PASS
17	CN_DIO	PASS
18	COM 1 / CN_COM 2 / 3 / 4 / 5 / 6	PASS
19	LAN 2/3	PASS
20	USB 2.0 /3.0	PASS
21	Display port	PASS
22	HDMI	PASS

23	CN_LVDS 1 / 2	PASS
24	CN_INV 1 / 2	PASS
25	MINI_PCIE 1 / 2	PASS
26	CN_CRT	PASS

Jumper

Item	Description	Result
1	JRTC	PASS
2	JAT	PASS
3	JVLCD	PASS
4	JMSATA	PASS
5	JUSBS	PASS
6	JCSEL1	PASS
7	JCSEL2	PASS
8	JP1	PASS
9	JP2	PASS

1.2 BIOS function

Item	Description	Result	Remark
1	Press 'Del' to run Setup Utility	PASS	
2	Ctrl-Alt-Del – Soft-Reboot	PASS	
3	Date & Time Setting	PASS	
4	NumLock	PASS	
5	Quick Boot	PASS	
6	Diagnostic Splash Screen	PASS	
7	Diagnostic Summary Screen	PASS	

8	View Error Manager Log	PASS	
9	Clear Error Manager Log	PASS	
10	Legacy Boot	PASS	
11	Select Language	PASS	
12	PowerLoss	PASS	
13	SATA Device	PASS	
14	LAN Configuration PXE ROM	PASS	
15	CPU Smart Fan Control	PASS	
16	SYS Smart Fan Control	PASS	
17	Serial Port	PASS	
18	Watch Dog Timer Select	PASS	
19	Power On By RTC Alarm	PASS	
20	Set Supervisor Password	PASS	
21	Set User Password	PASS	
22	Exit Saving Changes	PASS	
23	ADP-TPM	PASS	
24	VCORE, 3.3V, 5V, 5VSB, 12V, VBAT	PASS	
25	Interface Combination	PASS	

1.3 Driver

CD Edition : DIPCi1-1.0

1. Windows 8.1 32-bit Driver Test

Item	Description	Result	Version
1	Chipset Driver	PASS	10.0
2	Graphic Driver	PASS	36.15.0.1073
3	LAN Driver	PASS	12.11.97.0

4	Audio Driver	PASS	6.0.1.6914
---	--------------	------	------------

2. Windows 8.1 64-bit Driver Test

Item	Description	Result	Version
1	Chipset Driver	PASS	10.0
2	Graphic Driver	PASS	36.15.0.1073
3	LAN Driver	PASS	12.11.97.0
4	Audio Driver	PASS	6.0.1.6914

3. Windows 8 32-bit Driver Test

Item	Description	Result	Version
1	Chipset Driver	PASS	10.0
2	Graphic Driver	PASS	36.15.0.1073
3	LAN Driver	PASS	12.11.97.0
4	Audio Driver	PASS	6.0.1.6914

4. Windows 8 64-bit Driver Test

Item	Description	Result	Version
1	Chipset Driver	PASS	10.0
2	Graphic Driver	PASS	10.18.10.3621
3	LAN Driver	PASS	12.11.97.0
4	Audio Driver	PASS	6.0.1.6914

5. Windows 7 32-bit Driver Test

Item	Description	Result	Version
1	Chipset Driver	PASS	10.0

2	Graphic Driver	PASS	36.15.0.1073
3	LAN Driver	PASS	12.11.97.0
4	Audio Driver	PASS	6.0.1.6914

6. Windows 7 64-bit Driver Test

Item	Description	Result	Version
1	Chipset Driver	PASS	10.0
2	Graphic Driver	PASS	10.18.10.3621
3	LAN Driver	PASS	12.11.97.0
4	Audio Driver	PASS	6.0.1.6914

2. Compatibility test

2.1 CPU Test

Test environment:

OS Windows 7

Test program : PC MARK 2005

Spec	CPU Speed	Family	Processor	MAX TDP	Smart Cache	Result
SR1SC	2 GHz	Celeron	J1900	10W	2 MB	
SR1W3	1.83 GHz	Celeron	N2930	7.5W	2 MB	
SR1RE	1.91 GHz	Atom	E3845	10W	2 MB	

2.2 Operation System Test

Item	Description	Result	Remark
1	Windows 8.1 32/64-bit	PASS	

2	Windows 8 32/64-bit	PASS	
3	Windows 7 32/64-bit	PASS	

2.3 Memory Test

Test environment:

OS Windows 7

Test program : PC MARK 2005

Manufacturer	Chip	Frequency	Capacity Mbytes	Result
Atla	SKhynix H5TC4G63AFR-PB A	DDR3L 1600	2GB	

2.4 Display port Graphic Quality Test

Test environment:

OS Windows 7 32-bit

Driver version :

Resolution	Color	Result	Remark
800*600	16 / 32bit	PASS	
1024*768	16 / 32bit	PASS	
1152*864	16 / 32bit	PASS	
1280*720	16 / 32bit	PASS	
1280*800	16 / 32bit	PASS	
1280*960	16 / 32bit	PASS	
1280*1024	16 / 32bit	PASS	

1440*900	16 / 32bit	PASS	
1680*1050	16 / 32bit	PASS	
1920*1080	16 / 32bit	PASS	

2.5 CRT Graphic Quality Test

Test environment:

OS Windows 7 32-bit

Driver version : 36.15.0.1073

Resolution	Color	Result	Remark
800*600	16 / 32bit	PASS	
1024*768	16 / 32bit	PASS	
1152*864	16 / 32bit	PASS	
1280*600	16 / 32bit	PASS	
1280*720	16 / 32bit	PASS	
1280*768	16 / 32bit	PASS	
1280*800	16 / 32bit	PASS	
1280*960	16 / 32bit	PASS	
1280*1024	16 / 32bit	PASS	
1360*768	16 / 32bit	PASS	
1366*768	16 / 32bit	PASS	
1400*1050	16 / 32bit	PASS	
1440*900	16 / 32bit	PASS	
1600*900	16 / 32bit	PASS	
1600*1200	16 / 32bit	PASS	
1680*1050	16 / 32bit	PASS	
1792*1344	16 / 32bit	PASS	

1856*1392	16 / 32bit	PASS	
1920*1080	16 / 32bit	PASS	

2.6 Audio

Test environment:

OS Windows 8.1 32 & 64-bit

Driver version : 6.0.1.6914

Item	Description	Result	Remark
1	2 CH	PASS	
2	Microphone	PASS	

OS Windows 8 32 & 64-bit

Driver version : 6.0.1.6914

Item	Description	Result	Remark
1	2 CH	PASS	
2	Microphone	PASS	

OS Windows 7 32 & 64-bit

Driver version : 6.0.1.6914

Item	Description	Result	Remark
1	2 CH	PASS	
2	Microphone	PASS	

2.7 HDD Test

Test environment: OS Windows 7

Model	Interface	Capacity	Size Detect	Data Transfer
Western Digital WD10EALX-009BA0	SATA	1.0 TB	PASS	PASS
Western Digital WD5000AAKX	SATA	500GB	PASS	PASS

2.8 DVD-ROM Test

Test environment: OS Windows 7

Model	Interface	Detect	Data Transfer	Play DVD
LITEON eTAU108	USB	PASS	PASS	PASS

2.9 USB device Test

1. MS-DOS

Item	Result	Remark
External USB Keyboard Test	PASS	
External USB Mouse Test	PASS	
Hot plugging test	PASS	
CD ROM	PASS	
USB Mass storage	PASS	

2. Windows 7 32& 64-bit

Item	Result	Remark
External USB Keyboard Test	PASS	
External USB Mouse Test	PASS	
Hot plugging test	PASS	
CD ROM	PASS	

USB Mass storage	PASS	
-------------------------	------	--

3. Windows 8.1 32& 64-bit

Item	Result	Remark
External USB Keyboard Test	PASS	
External USB Mouse Test	PASS	
Hot plugging test	PASS	
CD ROM	PASS	
USB Mass storage	PASS	

2.10 Serial Port Test

1. MS-DOS

Item	Description	Result	Remark
1	RS-422 & RS-485	PASS	

2. Windows 7 32&64-bit

Item	Description	Result	Remark
1	Device Manager Check	PASS	
2	RS-232 Mouse Test	PASS	

3. Windows 8 32&64-bit

Item	Description	Result	Remark
1	Device Manager Check	PASS	
2	RS-232 Mouse Test	PASS	

4. Windows 8.1 32&64-bit

Item	Description	Result	Remark
1	Device Manager Check	PASS	

2	RS-232 Mouse Test	no support	
---	-------------------	------------	--

2.11 PS/2 Keyboard \ Mouse Test

1. MS-DOS

Item	Description	Result	Remark
1	Keyboard LED Status Test	PASS	
2	Keyboard Typing Test	PASS	
3	Mouse Detect Test	PASS	

2. Windows 7 32&64-bit

Item	Description4	Result	Remark
1	Keyboard LED Status Test	PASS	
2	Keyboard Typing Test	PASS	
3	Mouse Detect Test	PASS	

3. Windows 8 32&64-bit

Item	Description	Result	Remark
1	Keyboard LED Status Test	PASS	
2	Keyboard Typing Test	PASS	
3	Mouse Detect Test	PASS	

4. Windows 8.1 32&64-bit

Item	Description	Result	Remark
1	Keyboard LED Status Test	PASS	
2	Keyboard Typing Test	PASS	

3	Mouse Detect Test	PASS	
---	-------------------	------	--

2.12 LAN Test

Data Transfer Test environment:

-CAT 6 UTP 100M

-10 HR. continuous

1. Windows 7 32 & 64-bit

32/64-bit driver version : 12.11.97.0

Item	Description	Result	Remark
1	Device Manager Check	PASS	
2	Data Transfer Test	PASS	

2. Windows 8 32& 64-bit

32/64-bit driver version : 12.11.97.0

Item	Description	Result	Remark
1	Device Manager Check	PASS	
2	Data Transfer Test	PASS	

3. Windows 8.1 32& 64-bit

32/64-bit driver version : 12.11.97.0

Item	Description	Result	Remark
1	Device Manager Check	PASS	
2	Data Transfer Test	PASS	

2.13 PCI Express mini card

Motherboard	PCI Express mini card	Remark
LE-5Q0	MPX-210D	PASS
	MPX-574D	PASS

	MPX-885	PASS
	MPX-5201	PASS
	MPX-6864	PASS
	MPX-7202	PASS
	MPX-750	NOT SUPPORT
	MPX-827	NOT SUPPORT
	MPX-954E	NOT SUPPORT
	MPX-25858	NOT SUPPORT
	MPX-SDVOD	NOT SUPPORT
	mSATA	PASS

2.14 Power Supply Test

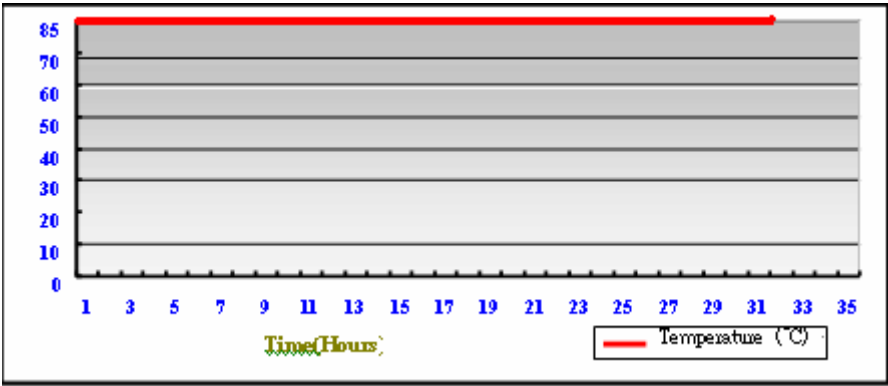
Item	TYPE	Description	Result	Remark
1	ATX Power	SEED BS400	PASS	
3	ATX Power	CX500 CMPSU-500CX V2	PASS	

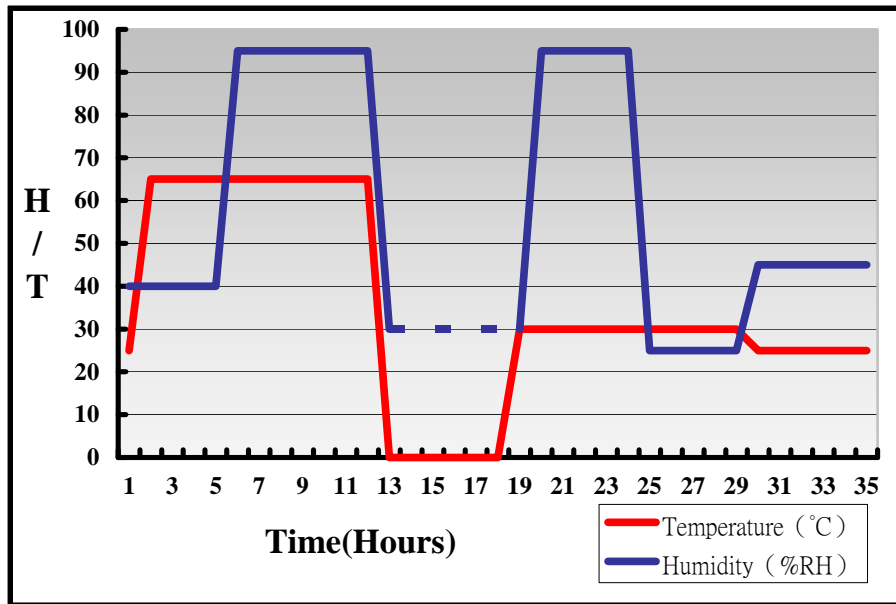
3. Environmental test

3.1.1 J1900 Temperature Test

System Board	LE-5Q0
CPU	Intel(R) Celron(TM) J1900 2.0GHz
Memory	Atla DDR3L 1600 2GB (SKhynix H5TC4G63AFR-PBA)
HDD	Western Digital WD10EALX-009BA0 1.0T
Operating OS	Windows 7 sp1 32-bit
Test Equipment	GIANT FORCE (GTH-150-60-CP-AR)
Test Program	3DMark 2006 , PRIM95

Temperature





Definition : When the temperature is 30 degrees below arrive, humidity measurements have not, so by the dashed line express.


Boot Up Test:

Temperature	Result	Remark
70°C	PASS	50 Times
0°C	PASS	50 Times

3.1.2 J1900 Thermal measurements at various points on the board

Test Environment :

CPU	Intel(R) Celron(TM) J1900 2.0GHz
Memory	Atla DDR3L 1600 2GB (SKhynix H5TC4G63AFR-PBA)
HDD	Western Digital WD10EALX-009BA0 1.0TB
Power	CX500 CMPSU-500CX V2
Operating System	Windows 7 sp1 32bit
Test Program	3DMark 2006 、PRIME95



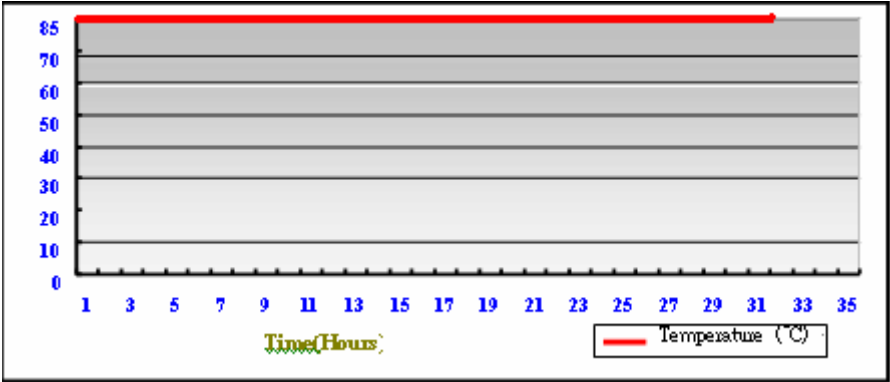
Test Result:

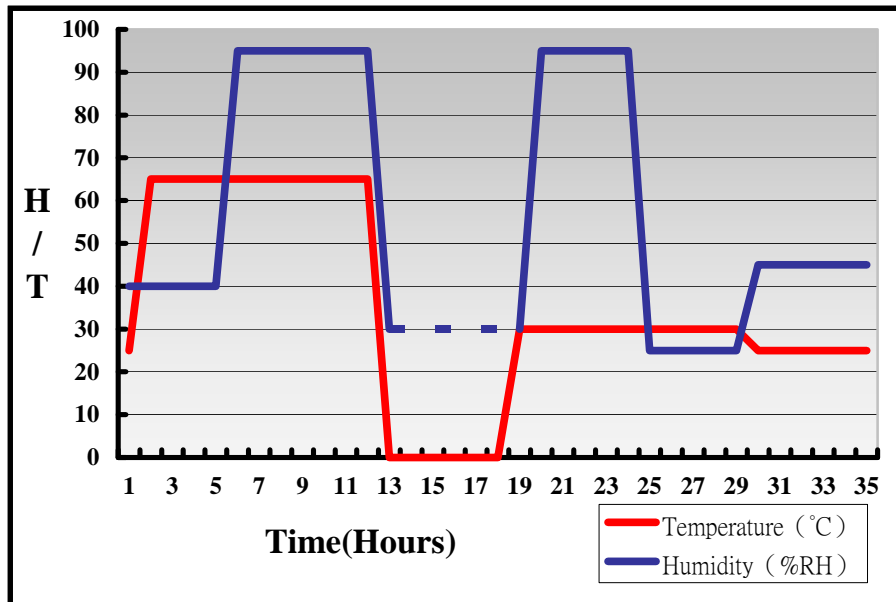
Item	Environmental temperature	26.6°C
1	CPU	82.6°C
2	RAM2 (SKhynix 5TC4G63AFR-PBA)	57.5°C
3	L1	58.2°C

3.2.1 E3845 Temperature Test

System Board	LE-5Q0
CPU	Intel(R) Atom(TM) E3845 1.91GHz
Memory	Atla DDR3L 1600 2GB (SKhynix 5TC4G63AFR-PBA)
HDD	Western Digital WD10EALX-009BA0 1.0T
Operating OS	Windows 7 sp1 32-bit
Test Equipment	GIANT FORCE (GTH-150-60-CP-AR)
Test Program	3DMark 2006 、 PRIM95

Temperature





Definition : When the temperature is 30 degrees below arrive, humidity measurements have not, so by the dashed line express.

Boot Up Test:


Temperature	Result	Remark
70°C	PASS	50 Times
-20°C	PASS	50 Times

3.2.2 E3845 Thermal measurements at various points on the board

Test Environment :

CPU	Intel(R) Atom(TM) E3845 1.91GHz
Memory	Atla DDR3L 1600 2GB (SKhynix H5TC4G63AFR-PBA)
HDD	Western Digital WD10EALX-009BA0 1.0TB

Power	CX500 CMPSU-500CX V2
Operating System	Windows 7 sp1 32bit
Test Program	3DMark 2006 、PRIM95



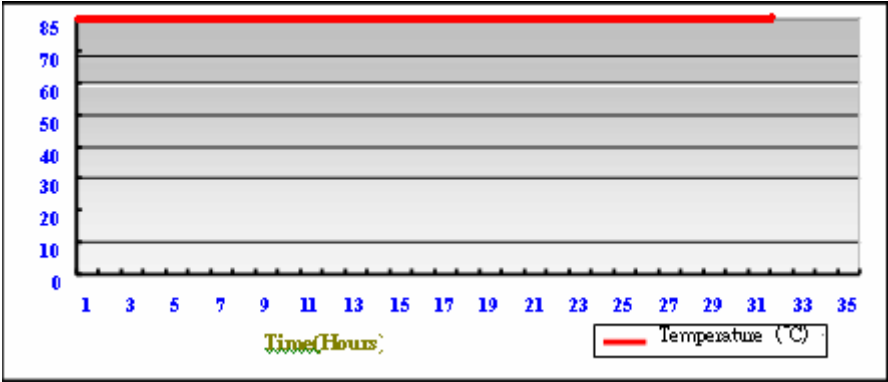
Test Result:

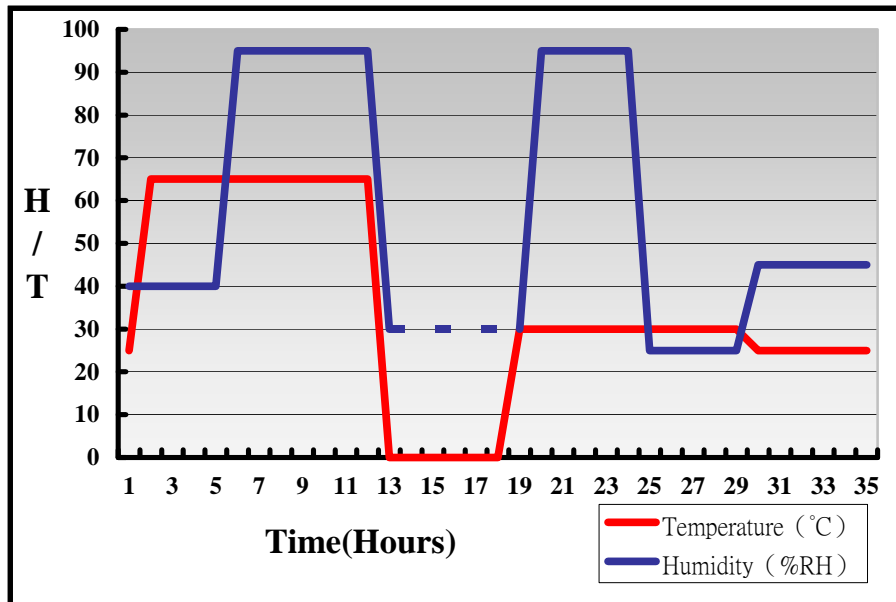
Item	Environmental temperature	26.6°C
1	CPU	86.3°C
2	RAM2 (SKhynix 5TC4G63AFR-PBA)	52.9°C
3	L1	56.5°C

3.3.1 N2930 Temperature Test

System Board	LE-5Q0
CPU	Intel(R) Atom(TM) N2930 1.83GHz
Memory	Atla DDR3L 1600 2GB (SKhynix 5TC4G63AFR-PBA)
HDD	Western Digital WD10EALX-009BA0 1.0T
Operating OS	Windows 7 sp1 32-bit
Test Equipment	GIANT FORCE (GTH-150-60-CP-AR)
Test Program	3DMark 2006 、 PRIM95

Temperature





Definition : When the temperature is 30 degrees below arrive, humidity measurements have not, so by the dashed line express.

Boot Up Test:


Temperature	Result	Remark
70°C	PASS	50 Times
0°C	PASS	50 Times

3.2.2 N2930 Thermal measurements at various points on the board

Test Environment :

CPU	Intel(R) Atom(TM) N2930 1.83GHz
Memory	Atla DDR3L 1600 2GB (SKhynix H5TC4G63AFR-PBA)
HDD	Western Digital WD10EALX-009BA0 1.0TB

Power	CX500 CMPSU-500CX V2
Operating System	Windows 7 sp1
Test Program	3DMark 2006 、PRIM95



Test Result:

Item	Environmental temperature	23.4°C
1	CPU	83.2°C
2	RAM2 (SKhynix 5TC4G63AFR-PBA)	58.6°C
3	L1	61.8°C

4. Reliability Test

4.1 Power Consumption Test

E3845

Motherboard	LE-5Q0
CPU	Intel(R) Atom(TM) E3845 1.91GHz
Memory	Atla DDR3L 1600 2GB (SKhynix H5TC4G63AFR-PBA)
HDD	Western Digital WD10EALX-009BA0 1.0TB

Power Supply : SPS-3610 DC Power Supply

Voltage	MS-DOS Boot up		Win7 32Bit 3DMark2006+Prime95-255a	
	Current (A)	Power (W)	Current (A)	Power (W)
6V	1.13	6.78	2.54	15.24
12V	0.57	6.84	1.49	17.88
27V	0.27	7.29	0.68	18.36

The same as above but with LCD panel

Display Panel	AUO G150XG01 V.3 15"LCD
---------------	-------------------------

Power Supply : SPS-3610 DC Power Supply

Voltage	MS-DOS Boot up		Win7 32Bit 3DMark2006+Prime95-255a	
	Current (A)	Power (W)	Current (A)	Power (W)
10V	3.0	30	3.93	39.3
12V	2.51	30.12	3.21	38.52
27V	1.13	30.51	1.47	39.69

PS: Execute 3DMark2006 + Prime95-255a input voltage must above 10V

N2930

Motherboard	LE-5Q0
CPU	Intel(R) Atom(TM) N2930 1.83GHz
Memory	Atla DDR3L 1600 2GB (SKhynix H5TC4G63AFR-PBA)
HDD	Western Digital WD10EALX-009BA0 1.0TB

Power Supply : SPS-3610 DC Power Supply

Voltage	MS-DOS Boot up		Win7 32Bit 3DMark2006+Prime95-255a	
	Current (A)	Power (W)	Current (A)	Power (W)
6V	1.1	6.6	2.77	16.62
12V	0.56	6.72	1.42	17.04
27V	0.26	7.02	0.67	18.09

The same as above but with LCD panel

Display Panel	AUO G150XG01 V.3 15"LCD
---------------	-------------------------

Power Supply : SPS-3610 DC Power Supply

Voltage	MS-DOS Boot up		Win7 32Bit 3DMark2006+Prime95-255a	
	Current (A)	Power (W)	Current (A)	Power (W)
10V	2.92	29.2	3.85	38.5
12V	2.48	29.76	3.25	39.0
27V	1.1	29.7	1.5	40.5

PS: Execute 3DMark2006 + Prime95-255a input voltage must above 10V

J1900

Motherboard	LE-5Q0
CPU	Intel(R) Celron(TM) J1900 2.0GHz
Memory	Atla DDR3L 1600 2GB (SKhynix H5TC4G63AFR-PBA)
HDD	Western Digital WD10EALX-009BA0 1.0TB

Power Supply : SPS-3610 DC Power Supply

Voltage	MS-DOS Boot up		Win7 32Bit 3DMark2006+Prime95-255a	
	Current (A)	Power (W)	Current (A)	Power (W)
6V	1.14	6.84	3.03	18.18
12V	0.58	6.96	1.54	18.48
27V	0.27	7.29	0.73	19.71

The same as above but with LCD panel

Display Panel	AUO G150XG01 V.3 15"LCD
---------------	-------------------------

Power Supply : SPS-3610 DC Power Supply

Voltage	MS-DOS Boot up		Win7 32Bit 3DMark2006+Prime95-255a	
	Current (A)	Power (W)	Current (A)	Power (W)
10V	3.00	30	4.02	40.2
12V	2.53	30.36	3.41	40.92
27V	1.13	30.51	1.58	42.66

PS: Execute 3DMark2006 + Prime95-255a input voltage must above 10V

5. Performance Test

5.1 Performance Test

E3845

Windows 7 32-bit

Weighted Suite	Test Environment	Result	Remark
Performance Test 8.0	Intel(R) Atom(TM) E3845 1.91GHz Atla DDR3L 1600 2GB (SKhynix H5TC4G63AFR-PBA) Western Digital WD10EALX-009BA0 1.0TB	PASS	PassMark Rating 481.1 CPU Mark 1153 2D Graphics Mark 143.7 3D Graphics Mark N/A Memory Mark 477.2 Disk Mark 899

Windows 7 64-bit

Weighted Suite	Test Environment	Result	Remark
Performance Test 7.0	Intel(R) Atom(TM) E3845 1.91GHz Atla DDR3L 1600 2GB (SKhynix H5TC4G63AFR-PBA) Western Digital WD10EALX-009BA0 1.0TB	PASS	PassMark Rating 661 CPU Mark 1668 2D Graphics Mark 188.0 3D Graphics Mark 142.3 Memory Mark 644 Disk Mark 842

Windows 8.1 32-bit

Weighted Suite	Test Environment	Result	Remark
Performance Test 8.0	Intel(R) Atom(TM) E3845 1.91GHz Atla DDR3L 1600 2GB (SKhynix H5TC4G63AFR-PBA) WD10EALX-009BA0 1.0TB	PASS	PassMark Rating 566.6 CPU Mark 1155 2D Graphics Mark 154.2 3D Graphics Mark 153.4 Memory Mark 473.8 Disk Mark 733

Windows 8.1 64-bit

Weighted Suite	Test Environment	Result	Remark
Performance Test 8.0	Intel(R) Atom(TM) E3845 1.91GHz Atla DDR3L 1600 2GB (SKhynix H5TC4G63AFR-PBA) Western Digital WD10EALX-009BA0 1.0TB	PASS	PassMark Rating 661.1 CPU Mark 1672 2D Graphics Mark 168.0 3D Graphics Mark 152.6 Memory Mark 645 Disk Mark 852

N2930**Windows 7 32-bit**

Weighted Suite	Test Environment	Result	Remark
Performance Test 7.0	Intel(R) Celeron(TM) N2930 1.83GHz Atla DDR3L 1600 2GB (SKhynix H5TC4G63AFR-PBA) Western Digital WD10EALX-009BA0 1.0TB	PASS	PassMark Rating 472.8 CPU Mark 1378.7 2D Graphics Mark 156 3D Graphics Mark 153.2 Memory Mark 374.4 Disk Mark N/A

Windows 7 64-bit

Weighted Suite	Test Environment	Result	Remark
Performance Test 7.0	Intel(R) Celeron(TM) N2930 1.83GHz Atla DDR3L 1600 2GB (SKhynix H5TC4G63AFR-PBA) Western Digital WD10EALX-009BA0 1.0TB	PASS	PassMark Rating 484.5 CPU Mark 1372.7 2D Graphics Mark 174.8 3D Graphics Mark 155.6 Memory Mark 369.2 Disk Mark N/A

Windows 8.1 32-bit

Weighted Suite	Test Environment	Result	Remark
Performance Test 8.0	Intel(R) Celeron(TM) N2930 1.83GHz Atla DDR3L 1600 2GB (SKhynix H5TC4G63AFR-PBA) Western Digital WD10EALX-009BA0 1.0TB	PASS	PassMark Rating 603.0 CPU Mark 1281 2D Graphics Mark 172.7 3D Graphics Mark 151.7 Memory Mark 521 Disk Mark 750

Windows 8.1 64-bit

Weighted Suite	Test Environment	Result	Remark
Performance Test 8.0	Intel(R) Celeron(TM) N2930 1.83GHz Atla DDR3L 1600 2GB (SKhynix H5TC4G63AFR-PBA) Western Digital WD10EALX-009BA0 1.0TB	PASS	PassMark Rating 648.7 CPU Mark 1672 2D Graphics Mark 167.2 3D Graphics Mark 152.5 Memory Mark 650 Disk Mark 709

J1900

Windows 7 32-bit

Weighted Suite	Test Environment	Result	Remark
Performance Test 8.0	Intel(R) Celeron(TM) J1900 2.0GHz Atla DDR3L 1600 2GB (SKhynix H5TC4G63AFR-PBA) Western Digital WD10EALX-009BA0 1.0TB	PASS	PassMark Rating 652.9 CPU Mark 1426 2D Graphics Mark 179.3 3D Graphics Mark 161.8 Memory Mark 551 Disk Mark 915

Windows 7 64-bit

Weighted Suite	Test Environment	Result	Remark
Performance Test 8.0	Intel(R) Celeron(TM) J1900 2.0GHz Atla DDR3L 1600 2GB (SKhynix H5TC4G63AFR-PBA) Western Digital WD10EALX-009BA0 1.0TB	PASS	PassMark Rating 763.1 CPU Mark 2014 2D Graphics Mark 234.0 3D Graphics Mark 161.3 Memory Mark 700 Disk Mark 874

Windows 8.1 32-bit

Weighted Suite	Test Environment	Result	Remark
Performance Test 8.0	Intel(R) Celeron(TM) J1900 2.0GHz Atla DDR3L 1600 2GB (SKhynix H5TC4G63AFR-PBA) Western Digital WD10EALX-009BA0 1.0TB	PASS	PassMark Rating 661.8 CPU Mark 1429 2D Graphics Mark 191.3 3D Graphics Mark 163.7 Memory Mark 559 Disk Mark 847

Windows 8.1 64-bit

Weighted Suite	Test Environment	Result	Remark
Performance Test 8.0	Intel(R) Celeron(TM) J1900 2.0GHz Atla DDR3L 1600 2GB (SKhynix H5TC4G63AFR-PBA) Western Digital WD10EALX-009BA0 1.0TB	PASS	PassMark Rating 677.3 CPU Mark 2035 2D Graphics Mark 207.2 3D Graphics Mark 128.2 Memory Mark 728 Disk Mark 797

5.2 3D MARK(2001SE、2003、2005)

E3845

Windows 7 32-bit

Weighted Suite	Test Environment	Result	Remark
3DMARK2001 SE SCORE	Intel(R) Atom(TM) E3845 1.91GHz Atla DDR3L 1600 2GB (SKhynix H5TC4G63AFR-PBA) Western Digital WD10EALX-009BA0 1.0TB	PASS	8144
3DMARK2003 SCORE		PASS	5255
3DMARK2005 SCORE		PASS	3374

Windows 7 64-bit

Weighted Suite	Test Environment	Result	Remark
3DMARK2001 SE SCORE	Intel(R) Atom(TM) E3845 1.91GHz Atla DDR3L 1600 2GB (SKhynix H5TC4G63AFR-PBA) Western Digital WD10EALX-009BA0 1.0TB	PASS	8274
3DMARK2003 SCORE		PASS	5236
3DMARK2005 SCORE		PASS	3360

Windows 8.1 32-bit

Weighted Suite	Test Environment	Result	Remark
3DMARK2001 SE SCORE	Intel(R) Atom(TM) E3845 1.91GHz Atla DDR3L 1600 2GB (SKhynix H5TC4G63AFR-PBA) Western Digital WD10EALX-009BA0 1.0TB	PASS	8334
3DMARK2003 SCORE		PASS	N/A
3DMARK2005 SCORE		PASS	3657

Windows 8.1 64-bit

Weighted Suite	Test Environment	Result	Remark
3DMARK2001 SE SCORE	Intel(R) Atom(TM) E3845 1.91GHz Atla DDR3L 1600 2GB (SKhynix H5TC4G63AFR-PBA) Western Digital WD10EALX-009BA0 1.0TB	PASS	8292
3DMARK2003 SCORE		PASS	5424
3DMARK2005 SCORE		PASS	3644

N2930**Windows 7 32-bit**

Weighted Suite	Test Environment	Result	Remark
3DMARK2001 SE SCORE	Intel(R) Celeron(TM) N2930 1.83GHz Atla DDR3L 1600 2GB (SKhynix H5TC4G63AFR-PBA) Western Digital WD10EALX-009BA0 1.0TB	PASS	8878
3DMARK2003 SCORE		PASS	5693
3DMARK2005 SCORE		PASS	3763

Windows 7 64-bit

Weighted Suite	Test Environment	Result	Remark
3DMARK2001 SE SCORE	Intel(R) Celeron(TM) N2930 1.83GHz Atla DDR3L 1600 2GB (SKhynix H5TC4G63AFR-PBA) Western Digital WD10EALX-009BA0 1.0TB	PASS	8942
3DMARK2003 SCORE		PASS	5679
3DMARK2005 SCORE		PASS	3773

Windows 8.1 32-bit

Weighted Suite	Test Environment	Result	Remark
3DMARK2001 SE SCORE	Intel(R) Celeron(TM) N2930 1.83GHz Atla DDR3L 1600 2GB (SKhynix H5TC4G63AFR-PBA) Western Digital WD10EALX-009BA0 1.0TB	PASS	8756
3DMARK2003 SCORE		PASS	N/A
3DMARK2005 SCORE		PASS	3746

Windows 8.1 64-bit

Weighted Suite	Test Environment	Result	Remark
3DMARK2001 SE SCORE	Intel(R) Celeron(TM) N2930 1.83GHz Atla DDR3L 1600 2GB (SKhynix H5TC4G63AFR-PBA) Western Digital WD10EALX-009BA0 1.0TB	PASS	8438
3DMARK2003 SCORE		PASS	5590
3DMARK2005 SCORE		PASS	3711

J1900**Windows 7 32-bit**

Weighted Suite	Test Environment	Result	Remark
3DMARK2001 SE SCORE	Intel(R) Celeron(TM) J1900 2.0GHz Atla DDR3L 1600 2GB (SKhynix H5TC4G63AFR-PBA) Western Digital WD10EALX-009BA0 1.0TB	PASS	9396
3DMARK2003 SCORE		PASS	5680
3DMARK2005 SCORE		PASS	3760

Windows 7 64-bit

Weighted Suite	Test Environment	Result	Remark
3DMARK2001 SE SCORE	I Intel(R) Celeron(TM) J1900 2.0GHz Atla DDR3L 1600 2GB (SKhynix H5TC4G63AFR-PBA) Western Digital WD10EALX-009BA0 1.0TB	PASS	9418
3DMARK2003 SCORE		PASS	5682
3DMARK2005 SCORE		PASS	3752

Windows 8.1 32-bit

Weighted Suite	Test Environment	Result	Remark
3DMARK2001 SE SCORE	Intel(R) Celeron(TM) J1900 2.0GHz Atla DDR3L 1600 2GB (SKhynix H5TC4G63AFR-PBA) Western Digital WD10EALX-009BA0 1.0TB	PASS	9154
3DMARK2003 SCORE		PASS	5633
3DMARK2005 SCORE		PASS	3744

Windows 8.1 64-bit

Weighted Suite	Test Environment	Result	Remark
3DMARK2001 SE SCORE	Intel(R) Celeron(TM) J1900 2.0GHz Atla DDR3L 1600 2GB (SKhynix H5TC4G63AFR-PBA) Western Digital WD10EALX-009BA0 1.0TB	PASS	9185
3DMARK2003 SCORE		PASS	5746
3DMARK2005 SCORE		PASS	3762

**5.3 3D MARK2006
E3845**

Windows 7 32-bit

Item	Weighted Suite	Test Environment	Result	Remark
1	3DMARK SCORE	I Intel(R) Atom(TM) E3845 1.91GHz Atla DDR3L 1600 2GB (SKhynix H5TC4G63AFR-PBA) Western Digital WD10EALX-009BA0 1.0TB	PASS	1836
2	SM2.0 SCORE		PASS	606
3	HDR/SM3.0 SCORE		PASS	720
4	CPU SCORE		PASS	1865

Windows 7 64-bit

Item	Weighted Suite	Test Environment	Result	Remark
1	3DMARK SCORE	Intel(R) Atom(TM) E3845 1.91GHz Atla DDR3L 1600 2GB (SKhynix H5TC4G63AFR-PBA) Western Digital WD10EALX-009BA0 1.0TB	PASS	1859
2	SM2.0 SCORE		PASS	618
3	HDR/SM3.0 SCORE		PASS	727
4	CPU SCORE		PASS	1842

Windows 8.1 32-bit

Item	Weighted Suite	Test Environment	Result	Remark
1	3DMARK SCORE	Intel(R) Atom(TM) E3845 1.91GHz Atla DDR3L 1600 2GB (SKhynix H5TC4G63AFR-PBA) Western Digital WD10EALX-009BA0 1.0TB	PASS	1913
2	SM2.0 SCORE		PASS	647
3	HDR/SM3.0 SCORE		PASS	737
4	CPU SCORE		PASS	1896

Windows 8.1 64-bit

Item	Weighted Suite	Test Environment	Result	Remark
1	3DMARK SCORE	Intel(R) Atom(TM) E3845 1.91GHz Atla DDR3L 1600 2GB (SKhynix H5TC4G63AFR-PBA) Western Digital WD10EALX-009BA0 1.0TB	PASS	1910
2	SM2.0 SCORE		PASS	648
3	HDR/SM3.0 SCORE		PASS	735
4	CPU SCORE		PASS	1896

N2930**Windows 7 32-bit**

Item	Weighted Suite	Test Environment	Result	Remark
1	3DMARK SCORE	Intel(R) Celeron(TM) N2930 1.83GHz Atla DDR3L 1600 2GB (SKhynix H5TC4G63AFR-PBA) Western Digital WD10EALX-009BA0 1.0TB	PASS	1969
2	SM2.0 SCORE		PASS	662
3	HDR/SM3.0 SCORE		PASS	757
4	CPU SCORE		PASS	2087

Windows 7 64-bit

Item	Weighted Suite	Test Environment	Result	Remark
1	3DMARK SCORE	Intel(R) Celeron(TM) N2930 1.83GHz Atla DDR3L 1600 2GB (SKhynix H5TC4G63AFR-PBA) Western Digital WD10EALX-009BA0 1.0TB	PASS	2017
2	SM2.0 SCORE		PASS	675
3	HDR/SM3.0 SCORE		PASS	780
4	CPU SCORE		PASS	2122

Windows 8.1 32-bit

Item	Weighted Suite	Test Environment	Result	Remark
1	3DMARK SCORE	Intel(R) Celeron(TM) N2930 1.83GHz Atla DDR3L 1600 2GB (SKhynix H5TC4G63AFR-PBA) Western Digital WD10EALX-009BA0 1.0TB	PASS	2004
2	SM2.0 SCORE		PASS	670
3	HDR/SM3.0 SCORE		PASS	774
4	CPU SCORE		PASS	2136

Windows 8.1 64-bit

Item	Weighted Suite	Test Environment	Result	Remark
1	3DMARK SCORE	Intel(R) Celeron(TM) N2930 1.83GHz Atla DDR3L 1600 2GB (SKhynix H5TC4G63AFR-PBA) Western Digital WD10EALX-009BA0 1.0TB	PASS	2003
2	SM2.0 SCORE		PASS	670
3	HDR/SM3.0 SCORE		PASS	774
4	CPU SCORE		PASS	2122

J1900**Windows 7 32-bit**

Item	Weighted Suite	Test Environment	Result	Remark
1	3DMARK SCORE	Intel(R) Celeron(TM) J1900 2.0GHz Atla DDR3L 1600 2GB (SKhynix H5TC4G63AFR-PBA) Western Digital WD10EALX-009BA0 1.0TB	PASS	1976
2	SM2.0 SCORE		PASS	659
3	HDR/SM3.0 SCORE		PASS	758
4	CPU SCORE		PASS	2307

Windows 7 64-bit

Item	Weighted Suite	Test Environment	Result	Remark
1	3DMARK SCORE	Intel(R) Celeron(TM) J1900 2.0GHz Atla DDR3L 1600 2GB (SKhynix H5TC4G63AFR-PBA) Western Digital WD10EALX-009BA0 1.0TB	PASS	2010
2	SM2.0 SCORE		PASS	675
3	HDR/SM3.0 SCORE		PASS	769
4	CPU SCORE		PASS	2270

Windows 8.1 32-bit

Item	Weighted Suite	Test Environment	Result	Remark
1	3DMARK SCORE	Intel(R) Celeron(TM) J1900 2.0GHz Atla DDR3L 1600 2GB (SKhynix H5TC4G63AFR-PBA) Western Digital WD10EALX-009BA0 1.0TB	PASS	2004
2	SM2.0 SCORE		PASS	666
3	HDR/SM3.0 SCORE		PASS	771
4	CPU SCORE		PASS	2355

Windows 8.1 64-bit

Item	Weighted Suite	Test Environment	Result	Remark
1	3DMARK SCORE	Intel(R) Celeron(TM) J1900 2.0GHz Atla DDR3L 1600 2GB (SKhynix H5TC4G63AFR-PBA) Western Digital WD10EALX-009BA0 1.0TB	PASS	2045
2	SM2.0 SCORE		PASS	680
3	HDR/SM3.0 SCORE		PASS	787
4	CPU SCORE		PASS	2345

**5.4 PC MARK2002
E3845**

Test Environment
Intel(R) Atom(TM) E3845 1.91GHz Atla DDR3L 1600 2GB (SKhynix H5TC4G63AFR-PBA) Western Digital WD10EALX-009BA0 1.0TB

Windows 7 32-bit

Item	Weighted Suite	Result	Remark
1	CPU SCORE	PASS	N/A
2	Memory SCORE	PASS	12523
3	HDD SCORE	PASS	3180

Windows 7 64-bit

Item	Weighted Suite	Result	Remark
1	CPU SCORE	PASS	N/A
2	Memory SCORE	PASS	12555
3	HDD SCORE	PASS	2763

N2930

Test Environment
Intel(R) Celeron(TM) N2930 1.83GHz Atla DDR3L 1600 2GB (SKhynix H5TC4G63AFR-PBA) Western Digital WD10EALX-009BA0 1.0T

Windows 7 32-bit

Item	Weighted Suite	Result	Remark
1	CPU SCORE	PASS	N/A
2	Memory SCORE	PASS	13113
3	HDD SCORE	PASS	3358

Windows 7 64-bit

Item	Weighted Suite	Result	Remark
1	CPU SCORE	PASS	N/A
2	Memory SCORE	PASS	13192
3	HDD SCORE	PASS	3296

J1900

Test Environment
Intel(R) Celeron(TM) J1900 2.0GHz Atla DDR3L 1600 2GB (SKhynix H5TC4G63AFR-PBA) Western Digital WD10EALX-009BA0 1.0TB

Windows 7 32-bit

Item	Weighted Suite	Result	Remark
1	CPU SCORE	PASS	N/A
2	Memory SCORE	PASS	14102
3	HDD SCORE	PASS	3654

Windows 7 64-bit

Item	Weighted Suite	Result	Remark
1	CPU SCORE	PASS	N/A
2	Memory SCORE	PASS	13978
3	HDD SCORE	PASS	2887

**5.5 PC MARK2004
E3845**

Test Environment
Intel(R) Atom(TM) E3845 1.91GHz Atla DDR3L 1600 2GB (SKhynix H5TC4G63AFR-PBA) Western Digital WD10EALX-009BA0 1.0TB

Windows 7 32-bit

Item	Weighted Suite	Result	Remark
1	PCMark SCORE	PASS	N/A
2	CPU SCORE	PASS	N/A
3	Memory SCORE	PASS	4157
4	Graphic SCORE	PASS	2995
5	HDD SCORE	PASS	N/A

Windows 7 64-bit

Item	Weighted Suite	Result	Remark
1	PCMark SCORE	PASS	N/A
2	CPU SCORE	PASS	4476
3	Memory SCORE	PASS	4182
4	Graphic SCORE	PASS	2956
5	HDD SCORE	PASS	N/A

N2930

Test Environment
Intel(R) Celeron(TM) N2930 1.83GHz ACPI DDR3L 1600 8GB (SKhynix H5TC4G83AFR PBA) Western Digital WD10EALX-009BA0 1.0T

Windows 7 32-bit

Item	Weighted Suite	Result	Remark
1	PCMark SCORE	PASS	N/A
2	CPU SCORE	PASS	N/A
3	Memory SCORE	PASS	4504
4	Graphic SCORE	PASS	4110
5	HDD SCORE	PASS	7114

Windows 7 64-bit

Item	Weighted Suite	Result	Remark
1	PCMark SCORE	PASS	N/A
2	CPU SCORE	PASS	N/A
3	Memory SCORE	PASS	4209
4	Graphic SCORE	PASS	3859
5	HDD SCORE	PASS	4312

J1900

Test Environment
Intel(R) Celeron(TM) J1900 2.0GHz Atla DDR3L 1600 2GB (SKhynix H5TC4G63AFR-PBA) Western Digital WD10EALX-009BA0 1.0TB

Windows 7 32-bit

Item	Weighted Suite	Result	Remark
1	PCMark SCORE	PASS	N/A
2	CPU SCORE	PASS	N/A
3	Memory SCORE	PASS	4701
4	Graphic SCORE	PASS	4232
5	HDD SCORE	PASS	N/A

Windows 7 64-bit

Item	Weighted Suite	Result	Remark
1	PCMark SCORE	PASS	N/A
2	CPU SCORE	PASS	5613
3	Memory SCORE	PASS	4720
4	Graphic SCORE	PASS	3287
5	HDD SCORE	PASS	N/A

**5.6 PC MARK2005
E3845**

Test Environment
Intel(R) Atom(TM) E3845 1.91GHz Kingston DDR3L 1600 4GB (Kingston D512BEC4BPGG8U) Western Digital WD10EALX-009BA0 1.0TB

Windows 7 32-bit

Item	Weighted Suite	Result	Remark
1	PCMark SCORE	PASS	N/A
2	CPU SCORE	PASS	3903
3	Memory SCORE	PASS	3138
4	Graphic SCORE	PASS	2343
5	HDD SCORE	PASS	7893

Windows 7 64-bit

Item	Weighted Suite	Result	Remark
1	PCMark SCORE	PASS	4517
2	CPU SCORE	PASS	3908
3	Memory SCORE	PASS	3137
4	Graphic SCORE	PASS	2357
5	HDD SCORE	PASS	7752

Windows8.1 32-bit

Item	Weighted Suite	Result	Remark
1	PCMark SCORE	PASS	N/A
2	CPU SCORE	PASS	3904
3	Memory SCORE	PASS	3092

4	Graphic SCORE	PASS	1354
5	HDD SCORE	PASS	6416

Windows8.1 64-bit

Item	Weighted Suite	Result	Remark
1	PCMark SCORE	PASS	3568
2	CPU SCORE	PASS	3905
3	Memory SCORE	PASS	3131
4	Graphic SCORE	PASS	1337
5	HDD SCORE	PASS	6079

N2930

Test Environment
Intel(R) Celeron(TM) N2930 1.83GHz Atla DDR3L 1600 2GB (SKhynix H5TC4G63AFR-PBA) Western Digital WD10EALX-009BA0 1.0T

Windows 7 32-bit

Item	Weighted Suite	Result	Remark
1	PCMark SCORE	PASS	N/A
2	CPU SCORE	PASS	4397
3	Memory SCORE	PASS	3391
4	Graphic SCORE	PASS	2739
5	HDD SCORE	PASS	7256

Windows 7 64-bit

Item	Weighted Suite	Result	Remark
1	PCMark SCORE	PASS	N/A

2	CPU SCORE	PASS	4348
3	Memory SCORE	PASS	4172
4	Graphic SCORE	PASS	N/A
5	HDD SCORE	PASS	7397

Windows 8.1 32-bit

Item	Weighted Suite	Result	Remark
1	PCMark SCORE	PASS	N/A
2	CPU SCORE	PASS	4422
3	Memory SCORE	PASS	3384
4	Graphic SCORE	Pass	1422
5	HDD SCORE	PASS	6868

Windows 8.1 64-bit

Item	Weighted Suite	Result	Remark
1	PCMark SCORE	PASS	3866
2	CPU SCORE	PASS	4420
3	Memory SCORE	PASS	3254
4	Graphic SCORE	Pass	1358
5	HDD SCORE	PASS	5943

J1900

Test Environment
Intel(R) Celeron(TM) J1900 2.0GHz Atla DDR3L 1600 2GB (SKhynix H5TC4G63AFR-PBA)Western Digital WD10EALX-009BA0 1.0TB

Windows 7 32-bit

Item	Weighted Suite	Result	Remark
1	PCMark SCORE	PASS	N/A
2	CPU SCORE	PASS	4732
3	Memory SCORE	PASS	3530
4	Graphic SCORE	PASS	2716
5	HDD SCORE	PASS	7977

Test Environment
<p style="text-align: center;">Intel(R) Celeron(TM) J1900 2.0GHz Atla DDR3L 1600 2GB (SKhynix H5TC4G63AFR-PBA)Western Digital WD10EALX-009BA0 1.0TB</p>

Windows 7 64-bit

Item	Weighted Suite	Result	Remark
1	PCMark SCORE	PASS	5003
2	CPU SCORE	PASS	4868
3	Memory SCORE	PASS	4559
4	Graphic SCORE	PASS	2852
5	HDD SCORE	PASS	7562

Windows 8.1 32-bit

Item	Weighted Suite	Result	Remark
1	PCMark SCORE	PASS	N/A
2	CPU SCORE	PASS	4922
3	Memory SCORE	PASS	3383
4	Graphic SCORE	Pass	1415

5	HDD SCORE	PASS	6133
---	-----------	------	------

Windows 8.1 64-bit

Item	Weighted Suite	Result	Remark
1	PCMark SCORE	PASS	4077
2	CPU SCORE	PASS	4924
3	Memory SCORE	PASS	3552
4	Graphic SCORE	Pass	1393
5	HDD SCORE	PASS	5816

**5.7 AQUAMARK3
E3845**

Test Environment
Intel(R) Atom(TM) E3845 1.91GHz Atla DDR3L 1600 2GB (SKhynix H5TC4G63AFR-PBA) Western Digital WD10EALX-009BA0 1.0TB

Windows 7 SP1 32bit

Item	WEIGHTED SUITE	Result	Remark
1	GFX	PASS	5970
2	CPU	PASS	3922
3	AquaMark3 TRISCORE	PASS	33900

Windows 7 SP1 64bit

Item	WEIGHTED SUITE	Result	Remark
1	GFX	PASS	6051
2	CPU	PASS	3928
3	AquaMark3 TRISCORE	PASS	34185

Windows 8.1 32bit

Item	WEIGHTED SUITE	Result	Remark
1	GFX	PASS	5922
2	CPU	PASS	4086
3	AquaMark3 TRISCORE	PASS	34335

N2930

Test Environment
Intel(R) Celeron(TM) N2930 1.83GHz Atla DDR3L 1600 2GB (SKhynix H5TC4G63AFR-PBA) Western Digital WD10EALX-009BA0 1.0T

Windows 7 SP1 32bit

Item	WEIGHTED SUITE	Result	Remark
------	----------------	--------	--------

1	GFX	PASS	6324
2	CPU	PASS	3966
3	AquaMark3 TRISCORE	PASS	35186

Windows 7 SP1 64bit

Item	WEIGHTED SUITE	Result	Remark
1	GFX	PASS	6672
2	CPU	PASS	4183
3	AquaMark3 TRISCORE	PASS	37115

Windows 8.1 32bit

Item	WEIGHTED SUITE	Result	Remark
1	GFX	PASS	6345
2	CPU	PASS	4325
3	AquaMark3 TRISCORE	PASS	36601

J1900

Test Environment
Intel(R) Celeron(TM) J1900 2.0GHz Atla DDR3L 1600 2GB (SKhynix H5TC4G63AFR-PBA)Western Digital WD10EALX-009BA0 1.0TB

Windows 7 SP1 32bit

Item	WEIGHTED SUITE	Result	Remark
1	GFX	PASS	7224
2	CPU	PASS	4075
3	AquaMark3 TRISCORE	PASS	38290

Windows 7 SP1 64bit

Item	WEIGHTED SUITE	Result	Remark
1	GFX	PASS	7266
2	CPU	PASS	4082
3	AquaMark3 TRISCORE	PASS	38449

Windows 8.1 32bit

Item	WEIGHTED SUITE	Result	Remark
1	GFX	PASS	6969
2	CPU	PASS	4140
3	AquaMark3 TRISCORE	PASS	37842

5.8 CINEBENCH E3845

Test Environment
Intel(R) Atom(TM) E3845 1.91GHz Atla DDR3L 1600 2GB (SKhynix H5TC4G63AFR-PBA) Western Digital WD10EALX-009BA0 1.0TB

Windows 7 SP1 64bit

Item	WEIGHTED SUITE	Result	Remark
1	OpenGL	PASS	5.93fps
2	CPU	PASS	120cb

Windows 8.1 64bit

Item	WEIGHTED SUITE	Result	Remark
1	OpenGL	PASS	5.99fps
2	CPU	PASS	119cb

N2930

Test Environment
Intel(R) Celeron(TM) N2930 1.83GHz Atla DDR3L 1600 2GB (SKhynix H5TC4G63AFR-PBA) Western Digital WD10EALX-009BA0 1.0T

Windows 7 SP1 64bit

Item	WEIGHTED SUITE	Result	Remark
1	OpenGL	PASS	6.44fps
2	CPU	PASS	135 cb

Windows 8.1 64bit

Item	WEIGHTED SUITE	Result	Remark
1	OpenGL	PASS	6.36fps
2	CPU	PASS	133cb

J1900

Test Environment
Intel(R) Celeron(TM) J1900 2.0GHz Atla DDR3L 1600 2GB (SKhynix H5TC4G63AFR-PBA)Western Digital WD10EALX-009BA0 1.0TB

Windows 7 SP1 64bit

Item	WEIGHTED SUITE	Result	Remark
1	OpenGL	PASS	6.44fps
2	CPU	PASS	135 cb

Windows 8.1 64bit

Item	WEIGHTED SUITE	Result	Remark
1	OpenGL	PASS	6.53fps
2	CPU	PASS	147cb

**5.9 ZD CPUMARK
E3845**

Test Environment
Intel(R) Atom(TM) E3845 1.91GHz Atla DDR3L 1600 2GB (SKhynix H5TC4G63AFR-PBA) Western Digital WD10EALX-009BA0 1.0TB

Windows 7 SP1 32bit

Item	WEIGHTED SUITE	Result	Remark
1	SCORE	PASS	165

Windows 7 SP1 64bit

Item	WEIGHTED SUITE	Result	Remark
1	SCORE	PASS	165

Windows 8.1 32bit

Item	WEIGHTED SUITE	Result	Remark
1	SCORE	PASS	165

Windows 8.1 64bit

Item	WEIGHTED SUITE	Result	Remark
1	SCORE	PASS	165

N2930

Test Environment
Intel(R) Celeron(TM) N2930 1.83GHz Atla DDR3L 1600 2GB (SKhynix H5TC4G63AFR-PBA) Western Digital WD10EALX-009BA0 1.0T

Windows 7 SP1 32bit

Item	WEIGHTED SUITE	Result	Remark
1	SCORE	PASS	185

Windows 7 SP1 64bit

Item	WEIGHTED SUITE	Result	Remark
1	SCORE	PASS	186

Windows 8.1 32bit

Item	WEIGHTED SUITE	Result	Remark
1	SCORE	PASS	185

Windows 8.1 64bit

Item	WEIGHTED SUITE	Result	Remark
1	SCORE	PASS	185

J1900

Test Environment
Intel(R) Celeron(TM) J1900 2.0GHz Atla DDR3L 1600 2GB (SKhynix H5TC4G63AFR-PBA)Western Digital WD10EALX-009BA0 1.0TB

Windows 7 SP1 32bit

Item	WEIGHTED SUITE	Result	Remark
1	SCORE	PASS	205

Windows 7 SP1 64bit

Item	WEIGHTED SUITE	Result	Remark
1	SCORE	PASS	208

Windows 8.1 32bit

Item	WEIGHTED SUITE	Result	Remark
1	SCORE	PASS	208

Windows 8.1 64bit

Item	WEIGHTED SUITE	Result	Remark
1	SCORE	PASS	207

5.10 Storage Performance

5.10.1 HDD

Test environment: OS Windows 7
Program (HD Tune)

HDD Model	Interface	Capacity	Average	Burst Rate	Access time
Western Digital WD10EALX-009BA0	SATA	1.0 TB	103.7 MB/sec	134.1 MB/sec	14.3 ms
Western Digital WD5	SATA	500 GB	56.3 MB/sec	64.3 MB/sec	15.6 ms

5.10.2 DVD-ROM

Test environment: OS Windows 7
Program (NERO)

DVD-ROM Model	Interface	Average Speed	Full Read	Burst Rate	DVD
ASUS DRW-24D1ST	SATA	10.22 x	165 ms	40 MB/s	16 X DVD-R
PIONEER DVR-S19LBK	SATA	10.13 x	145 ms	43 MB/s	16 X DVD-R
LITEON eTAU108	USB	5.18 x	209 ms	16 MB/s	16 X DVD-R