


# Product Test Report



<b>Product Name</b>	<b>LS-573</b>
<b>Product Version</b>	<b>C</b>
<b>Issued Date</b>	<b>Oct.20.2009</b>
<b>Report Edition</b>	<b>1.2</b>
<b>BIOS Version</b>	<b>1.3</b>
<b>Testing Engineer</b>	<b>RICK</b>
<b>Check Engineer</b>	<b>GARY</b>

## REVISION HISTORY

DATE	REVISION NO.	PAGE	DESCRIPTONS
<b>Jul.3.2009</b>	<b>Ver. 1.0</b>	<b>57</b>	<b>Initial Release</b>
<b>Oct.14.2009</b>	<b>Ver. 1.1</b>	<b>76</b>	<b>1. Support to 8GB memory. 2. Support 4 kernels CPU 3. Humidity test.</b>
<b>Oct.20.2009</b>	<b>Ver. 1.2</b>	<b>83</b>	<b>Increase CPU and OS test</b>

# Index

<b>1. Function test</b> .....	<b>5</b>
1.1 Hardware function.....	5
1.2 BIOS function .....	8
1.3 Driver .....	10
<b>2. Compatibility test</b> .....	<b>12</b>
2.1 CPU Test.....	12
2.2 Memory Test .....	13
2.3 VGA Graphic Quality Test.....	14
2.4 Audio .....	15
2.5 HDD Test .....	17
2.6 CD-ROM Test .....	18
2.7 USB Test.....	19
2.8 Serial Port Test .....	22
2.9 PS2 Keyboard 、 Mouse Test.....	24
2.10 LAN Test.....	26
2.11 Power Supply Test.....	27
2.12 Os Install .....	28
2.13 Print Port Test.....	29
<b>3. Environmental test</b> .....	<b>31</b>
3.1 Temperature Test.....	31
3.2 Thermal measurements at various points on the board .....	34
<b>4. Reliability Test</b> .....	<b>37</b>
4.1 Power Consumption Test .....	37
<b>5. Performance Test</b> .....	<b>50</b>
5.1 Business Win Stone 2002.....	50
5.2 Business Win Stone 2004.....	52
5.3 Content Creation Winstone 2001 .....	54
5.4 Content Creation Winstone 2004.....	55
5.5 3D MARK(2001 、 2003 、 2005) .....	57

<b>5.6 3D MARK2006.....</b>	<b>62</b>
<b>5.7 PC MARK2002.....</b>	<b>66</b>
<b>5.8 PC MARK2004.....</b>	<b>70</b>
<b>5.9 PC MARK2005.....</b>	<b>74</b>
<b>5.10 SATA Performance .....</b>	<b>79</b>
<b>5.11 USB Performance.....</b>	<b>81</b>
<b>5.12 Vibration Test.....</b>	<b>83</b>

# 1. Function test

## 1.1 Hardware function

### Base Function Test

Item	Description	Result
1	Power Button	PASS
2	Reset	PASS
3	Power LED	PASS
4	HDD LED	PASS
5	SATA1	PASS
6	SATA2	PASS
7	SATA3	PASS
8	SATA4	PASS
9	USB1	PASS
10	USB2	PASS
11	USB3	PASS
12	USB4	PASS
13	USB5	PASS
14	USB6	PASS
15	USB7	PASS
16	USB8	PASS
17	DDRII A	PASS
18	DDRII B	PASS
19	LPT	PASS
20	COM1	PASS
21	COM2	PASS
22	COM3	PASS
23	COM4	PASS
24	COM5	PASS

25	COM6	PASS
26	VGA Port	PASS
27	PS2	PASS
28	AUDIO	PASS
29	CD_IN	PASS
30	Mini PCI	PASS
31	Mini PCI Express	PASS
32	DIO	PASS
33	CPUFAN	PASS
34	SYSFAN	PASS
35	PCI	PASS
36	DVI	PASS
37	LVDS	PASS
38	LAN1	PASS
39	LAN2	PASS
40	LAN3	PASS
41	LAN4	PASS
42	LAN5	PASS
43	LAN6	PASS
44	IrDA	PASS
45	HDTV	PASS
46	DC IN	PASS
47	DC_2P	PASS

## Jumper

Item	Description	Result
1	JRTC	PASS
2	JCSEL1	PASS
3	JCSEL2	PASS
4	JAT	PASS
5	JVLCD	PASS

## 1.2 BIOS function

Item	Description	Result	Remark
1	Press 'Del' to run Setup Utility	PASS	
2	Ctrl-Alt-Del – Soft-Reboot	PASS	
3	Save & Exit Setup	PASS	
4	Date & Time Setting	PASS	
5	Quick Power On Self Test	PASS	
6	Boot Device Setting	PASS	
7	Boot Up Num Lock Status	PASS	
8	ACPI Suspend Type	PASS	
9	Halt On	PASS	
10	Onboard Serial Port	PASS	
11	USB Controller	PASS	
12	LAN Control	PASS	
13	LEGACY Mode Support	PASS	
14	Soft-Off by PWRBTN	PASS	
15	ACPI Function	PASS	
16	Wake-up by PCI card	PASS	
17	Resume by Alarm	PASS	
18	Watch Dog Timer Select	PASS	
19	Init Display First	PASS	
20	Onboard Parallel Port	PASS	
21	PWRON After PWR-Fail	PASS	
22	Power On by Ring	PASS	
23	Set Supervisor Password	PASS	
24	Set User Password	PASS	
25	UART Mode Select	PASS	
26	RxD , Txd Active	PASS	
27	IR Transmission Delay	PASS	



<b>28</b>	<b>UR2 duplex Mode</b>	PASS	
<b>29</b>	<b>Use IR Pins</b>	PASS	
<b>30</b>	<b>CPU Warning Temperature</b>	PASS	
<b>31</b>	<b>Shutdown Temperature</b>	PASS	
<b>32</b>	<b>Boot Display</b>	PASS	
<b>33</b>	<b>Com Controller</b>	PASS	

## 1.3 Driver

### CD Edition : IPCi 2– 1.3

#### 1. Windows XP SP2 Driver Test

Item	Description	Result	version
1	Chipset Driver	PASS	9.0.0.1008
2	VGA Driver	PASS	6.14.10.4694
3	Audio Driver	PASS	5.10.0.5464
4	LAN Driver	PASS	13.3.46.0

#### 2. Windows Server 2003 Driver Test

Item	Description	Result	version
1	Chipset Driver	PASS	9.0.0.1008
2	Audio Driver	PASS	5.10.0.5464
3	LAN Driver	PASS	13.3.46.0

#### 3. Windows 2000 SP4 Driver Test

Item	Description	Result	version
1	Chipset Driver	PASS	9.0.0.1008
2	VGA Driver	PASS	6.14.10.4694
3	Audio Driver	PASS	5.10.0.5464
4	LAN Driver	PASS	13.3.46.0

#### 4. Windows Vista 32 bit Driver Test

Item	Description	Result	version
1	Chipset Driver	PASS	9.0.0.1008
2	VGA Driver	PASS	15.9.8.1518
3	Audio Driver	PASS	6.0.1.5473
4	LAN Driver	PASS	13.3.46.0

## 5. Windows Vista 64 bit Driver Test

Item	Description	Result	version
1	Chipset Driver	PASS	9.0.0.1008
2	VGA Driver	PASS	15.9.8.64.1518
3	Audio Driver	PASS	6.0.1.5473
4	LAN Driver	PASS	13.3.46.0

## 2. Compatibility test

### 2.1 CPU Test

Test environment:

OS Windows XP professional SP2

Test program : PC MARK 2005

Spec	CPU Speed	Family	Processor	FSB	L2 Size	Result
<u>SLA4A</u>	1.8 GHz	Core2Duo	T7100	800MHz	2 MB	PASS
<u>SLAYQ</u>	2.4 GHz	Core2Duo	T8300	800MHz	3 MB	PASS
<u>SLA43</u>	2.4 GHz	Core2Duo	T7700	800 MHz	4 MB	PASS
<u>SLB3R</u>	2.26 GHz	Core2Duo	P8400	1066 MHz	3 MB	PASS
<u>SLB6M</u>	2 GHz	Celeron	575	667 MHz	1 MB	PASS
<u>SLB5G</u>	2.26 GHz	Core2Quad	Q9100	1066 MHz	12MB	PASS
<u>SLAF8</u>	2.2 GHz	Core2Duo	T7500	800 MHz	4 MB	PASS
<u>SLB47</u>	2.8 GHz	Core2 Duo	T9600	1066 MHz	6 MB	PASS

## 2.2 Memory Test

Test environment:

OS Windows XP professional SP2

Test program : PC MARK 2005

<b>Manufacturer</b>	<b>Chip</b>	<b>DDRII frequency</b>	<b>Capacity Mbytes</b>	<b>Memory test Source</b>
Transcend	K4B1G0846D	DDRIII 1066	1GB	PASS
Transcend	K4B1G0846D	DDRIII 1066	2GB	PASS
A-DATA	K4B1G0846D	DDRIII 1066	1GB	PASS
A-DATA	H5TQ1G83AFP	DDRIII 1066	2GB	PASS
Kingston	K4B2G0846B-HCFB	DDRIII 1066	4GB	PASS

## 2.3 VGA Graphic Quality Test

Test environment:

OS Windows XP professional SP2

Driver version : 6.14.10.4694

Resolution	Color	Result	Remark
800*600	16 /32bit	PASS	
1024*768	16 /32bit	PASS	
1152*864	16 /32bit	PASS	
1280*600	16 /32bit	PASS	
1280*720	16 /32bit	PASS	
1280*768	16 /32bit	PASS	
1280*960	16 /32bit	PASS	
1280*1024	16 /32bit	PASS	
1400*1050	16 /32bit	PASS	
1600*900	16 /32bit	PASS	
1600*1200	16 /32bit	PASS	
1680*1050	16 /32bit	PASS	
1792*1344	16 /32bit	PASS	
1920*1080	16 /32bit	PASS	

## 2.4 Audio

Test environment:

OS Windows XP professional SP2

Driver version : 5.10.0.5464

Item	Description	Result	Remark
1	2 CH	PASS	
2	Microphone	PASS	
3	CDIN	PASS	

OS Windows Server 2003

Driver version : 5.10.0.5464

Item	Description	Result	Remark
1	2 CH	PASS	
2	Microphone	PASS	
3	CDIN	PASS	

OS Windows 2000 SP4

Driver version : 5.10.0.5464

Item	Description	Result	Remark
1	2 CH	PASS	
2	Microphone	PASS	
3	CDIN	PASS	

## OS Windows Vista 32 bit

Driver version : 6.0.1.5473

Item	Description	Result	Remark
1	2 CH	PASS	
2	Microphone	PASS	
3	CDIN	PASS	

## OS Windows Vista 64 bit

Driver version : 6.0.1.5473

Item	Description	Result	Remark
1	2 CH	PASS	
2	Microphone	PASS	
3	CDIN	PASS	



## 2.5 HDD Test

Test environment:

OS Windows XP professional SP2

HDD MODEL	INTERFACE	CAPACITY	HDD Size Detect	HDD Data Transfer	HDD LED Check
Western Digital WD1600AAJS-22PSAA0	SATA	160GB	PASS	PASS	PASS
Western Digital WD2500KS-00MJB0		250GB	PASS	PASS	PASS
Western Digital WD800JD-00LSA0		80 GB	PASS	PASS	PASS
Western Digital WD800JD-75MSA3		80 GB	PASS	PASS	PASS
Hitachi HDS728080PLA380		82.3 GB	PASS	PASS	PASS
HITACHI HDT722525DLA380		250 GB	PASS	PASS	PASS
Seagate ST3160815AS		160 GB	PASS	PASS	PASS
Western Digital WD6400H1Q-00		USB	640 GB	PASS	PASS

## 2.6 CD-ROM Test

Test environment:

OS Windows XP professional SP2

CD-ROM MODEL	INTERFACE	CD-ROM Detect	CD-ROM Data Transfer	PLAY DVD
ASUS DVD DRW-1814BLT	SATA	PASS	PASS	PASS
LG DVD GSA-H62L		PASS	PASS	PASS
LG DVD GGW-H20L		PASS	PASS	PASS
PIONEER DVD PVR-212B		PASS	PASS	PASS
LITEON DVD SOSW-833XS	USB	PASS	PASS	PASS
LITEON DVD SOSC-2485KX		PASS	PASS	PASS

## 2.7 USB Test

### 1. Windows XP SP2

Item	Result	Remark
External USB Keyboard Test	PASS	
External USB Mouse Test	PASS	
Hot plugging test	PASS	
CD ROM	PASS	
USB Mass storage	PASS	

### 2. Windows Server 2003

Item	Result	Remark
External USB Keyboard Test	PASS	
External USB Mouse Test	PASS	
Hot plugging test	PASS	
CD ROM	PASS	
USB Mass storage	PASS	

### 3. Windows 2000 SP4

Item	Result	Remark
External USB Keyboard Test	PASS	
External USB Mouse Test	PASS	
Hot plugging test	PASS	
CD ROM	PASS	
USB Mass storage	PASS	

#### 4. Windows Vista 32 bit

Item	Result	Remark
External USB Keyboard Test	PASS	
External USB Mouse Test	PASS	
Hot plugging test	PASS	
CD ROM	PASS	
USB Mass storage	PASS	

#### 5. Windows Vista 64 bit

Item	Result	Remark
External USB Keyboard Test	PASS	
External USB Mouse Test	PASS	
Hot plugging test	PASS	
CD ROM	PASS	
USB Mass storage	PASS	

#### 6. Windows Server 2008

Item	Result	Remark
External USB Keyboard Test	PASS	
External USB Mouse Test	PASS	
Hot plugging test	PASS	
CD ROM	PASS	
USB Mass storage	PASS	

## 7. Windows 7

Item	Result	Remark
External USB Keyboard Test	PASS	
External USB Mouse Test	PASS	
Hot plugging test	PASS	
CD ROM	PASS	
USB Mass storage	PASS	

## 2.8 Serial Port Test

### 1. MS-DOS

Item	Description	Result	Remark
1	RS-232 Mouse Test	PASS	
2	RS-422 & RS-485	PASS	
3	PC Check	PASS	
4	TS	PASS	

### 2. Windows XP SP2

Item	Description	Result	Remark
1	Device Manager Check	PASS	
2	RS-232 Mouse Test	PASS	
3	b&b com port test	PASS	

### 3. Windows Server 2003

Item	Description	Result	Remark
1	Device Manager Check	PASS	
2	RS-232 Mouse Test	PASS	
3	b&b com port test	PASS	

### 4. Windows 2000 SP4

Item	Description	Result	Remark
1	Device Manager Check	PASS	
2	RS-232 Mouse Test	PASS	
3	b&b com port test	PASS	

### 5. Windows Vista 32 bit

Item	Description	Result	Remark
1	Device Manager Check	PASS	
2	RS-232 Mouse Test	PASS	

### 6. Windows Vista 64 bit

Item	Description	Result	Remark
1	Device Manager Check	PASS	
2	RS-232 Mouse Test	PASS	

### 7. Windows Server 2008

Item	Description	Result	Remark
1	Device Manager Check	PASS	
2	RS-232 Mouse Test	PASS	
3	b&b com port test	PASS	

### 8. Windows 7

Item	Description	Result	Remark
1	Device Manager Check	PASS	
2	RS-232 Mouse Test	PASS	

## 2.9 PS2 Keyboard 、 Mouse Test

### 1. MS-DOS

Item	Description	Result	Remark
1	Keyboard LED Status Test	PASS	
2	Keyboard Typing Test	PASS	
3	Mouse Detect Test	PASS	

### 2. Windows XP SP2

Item	Description	Result	Remark
1	Device Manager Check	PASS	
2	Keyboard Typing Test	PASS	
3	Mouse Detect Test	PASS	

### 3. Windows Server 2003

Item	Description	Result	Remark
1	Device Manager Check	PASS	
2	Keyboard Typing Test	PASS	
3	Mouse Detect Test	PASS	

### 4. Windows 2000 SP4

Item	Description	Result	Remark
1	Device Manager Check	PASS	
2	Keyboard Typing Test	PASS	
3	Mouse Detect Test	PASS	

### 5. Windows Vista 32 bit

Item	Description	Result	Remark
1	Device Manager Check	PASS	
2	Keyboard Typing Test	PASS	
3	Mouse Detect Test	PASS	



## 6. Windows Vista 64 bit

Item	Description	Result	Remark
1	Device Manager Check	PASS	
2	Keyboard Typing Test	PASS	
3	Mouse Detect Test	PASS	

## 7. Windows Server 2008

Item	Description	Result	Remark
1	Device Manager Check	PASS	
2	Keyboard Typing Test	PASS	
3	Mouse Detect Test	PASS	

## 8. Windows 7

Item	Description	Result	Remark
1	Device Manager Check	PASS	
2	Keyboard Typing Test	PASS	
3	Mouse Detect Test	PASS	

## 2.10 LAN Test

Data Transfer Test environment:

-CAT 6 UTP 100M

-8 HR. continuous

### 1. Windows XP SP2

Item	Description	Result	Remark
1	Device Manager Check	PASS	
2	Data Transfer Test	PASS	

### 2. Windows Server 2003

Item	Description	Result	Remark
1	Device Manager Check	PASS	
2	Data Transfer Test	PASS	

### 3. Windows 2000 SP4

Item	Description	Result	Remark
1	Device Manager Check	PASS	
2	Data Transfer Test	PASS	

### 4. Windows Vista 32 bit

Item	Description	Result	Remark
1	Device Manager Check	PASS	
2	Data Transfer Test	PASS	

### 5. Windows Vista 64 bit

Item	Description	Result	Remark
1	Device Manager Check	PASS	
2	Data Transfer Test	PASS	

## 2.11 Power Supply Test

Item	Description	Verification	
		Result	Remark
1	ATX Power	PASS	Channel Well Technology CWT-250ATX 250W
2	ATX Power	PASS	FSP GROUP INC. FSP-180-50PLA 180W
3	ATX Power	PASS	COOLER MASTER RS-390-PMSR-A3 390W
4	ATX Power	PASS	Seventeam ST-300WAP 300W
5	AC Adapter	PASS	Li Shin 0219B1280

## 2.12 Os Install

Item	Description	Result	Remark
1	Windows 7	PASS	
2	Windows server 2008	PASS	
3	Windows Vista 64 bit	PASS	
4	Windows Vista 32 bit	PASS	
5	Windows XP SP2	PASS	
6	Windows Server 2003	PASS	
7	Windows 2000 SP4	PASS	
8	Cent 4.5	PASS	

## 2.13 Print Port Test

### 1. MS-DOS

Item	Description	Result	Remark
1	PC Check	PASS	
2	TS	PASS	

### 2. Windows XP SP2

Item	Description	Result	Remark
1	ECP/EPP PRINT TEST	PASS	

### 3. Windows Server 2003

Item	Description	Result	Remark
1	ECP/EPP PRINT TEST	PASS	

### 4. Windows 2000 SP4

Item	Description	Result	Remark
1	ECP/EPP PRINT TEST	PASS	

### 5. Windows Vista 32 bit

Item	Description	Result	Remark
1	ECP/EPP PRINT TEST	PASS	

### 6. Windows Vista 64 bit

Item	Description	Result	Remark
1	ECP/EPP PRINT TEST	PASS	

### 7. Windows Server 2008

Item	Description	Result	Remark
1	ECP/EPP PRINT TEST	PASS	

## 8. Windows 7

Item	Description	Result	Remark
1	ECP/EPP PRINT TEST	PASS	

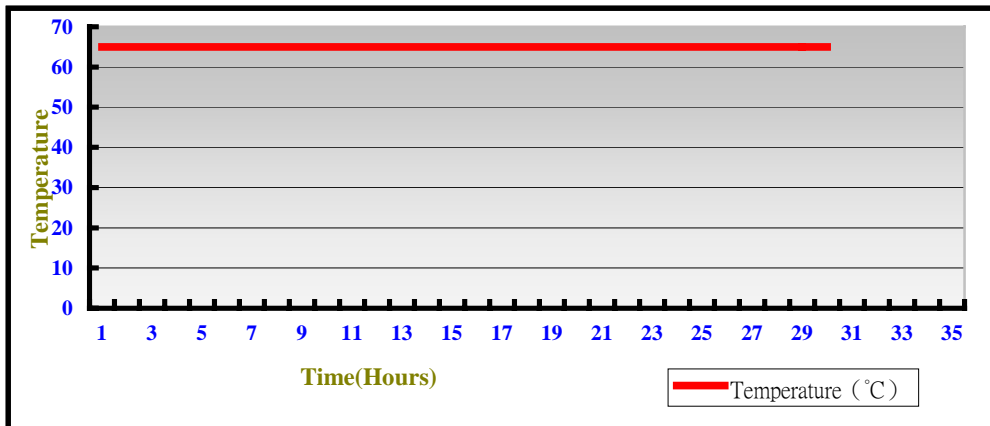
### 3. Environmental test

#### 3.1 Temperature Test

Hardware Device list:

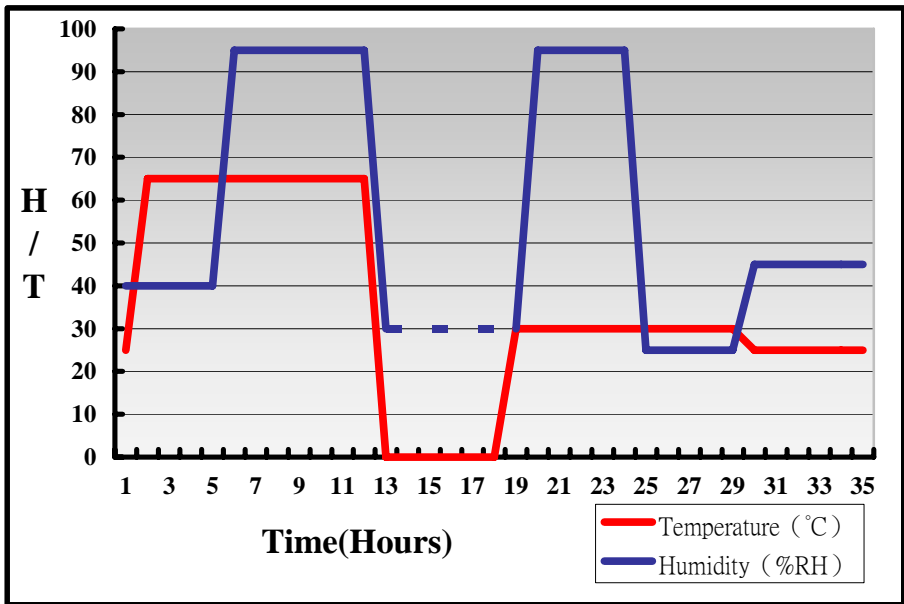
System Board	LS-573TXD
CPU	Intel Core 2 Duo T8300 2.40 GHZ
Memory	A-DATA DDRIII 1066 (K4B1G0846D) 1GB Transcend DDRIII 1066 (K4B1G0846D) 1GB
HDD	Western Digital WD1600AAJS-22PSA0 160GB
Operating OS	Windows XP
Test Equipment	THERMOTRON 2800 Programmer/Controller
Test Program	3DMark 2003

Test Result:



## Hardware Device list:

System Board	LS-573
CPU	Intel (R) Core (TM)2 Quad CPU Q9100 2.26GHz
Memory	Kingston DDR3 1066 (K4B2G0846B-HCFB) 4GB*2
Operating OS	Windows XP
Test Equipment	GIANT FORCE (GTH-150-60-CP-AR)
Test Program	3DMark 2003



**Definition :** When the temperature is 30 degrees below arrive, humidity measurements have not, so by the dashed line express.



## Boot Up Test:

### Hardware Device list:

<b>System Board</b>	<b>LS-573TX</b>
<b>CPU</b>	<b>Intel Core 2 Duo P8400 2.26 GHZ</b>
<b>Memory</b>	<b>Kingston DDR3 1066 (K4B2G0846B-HCFB) 4GB*2</b>
<b>HDD</b>	<b>Hitachi HDS728080PLA380 82.3GB</b>

<b>Temperature</b>	<b>Result</b>	<b>Remark</b>
<b>85°C</b>	<b>PASS</b>	<b>50 Times</b>
<b>-40°C</b>	<b>PASS</b>	<b>50 Times</b>

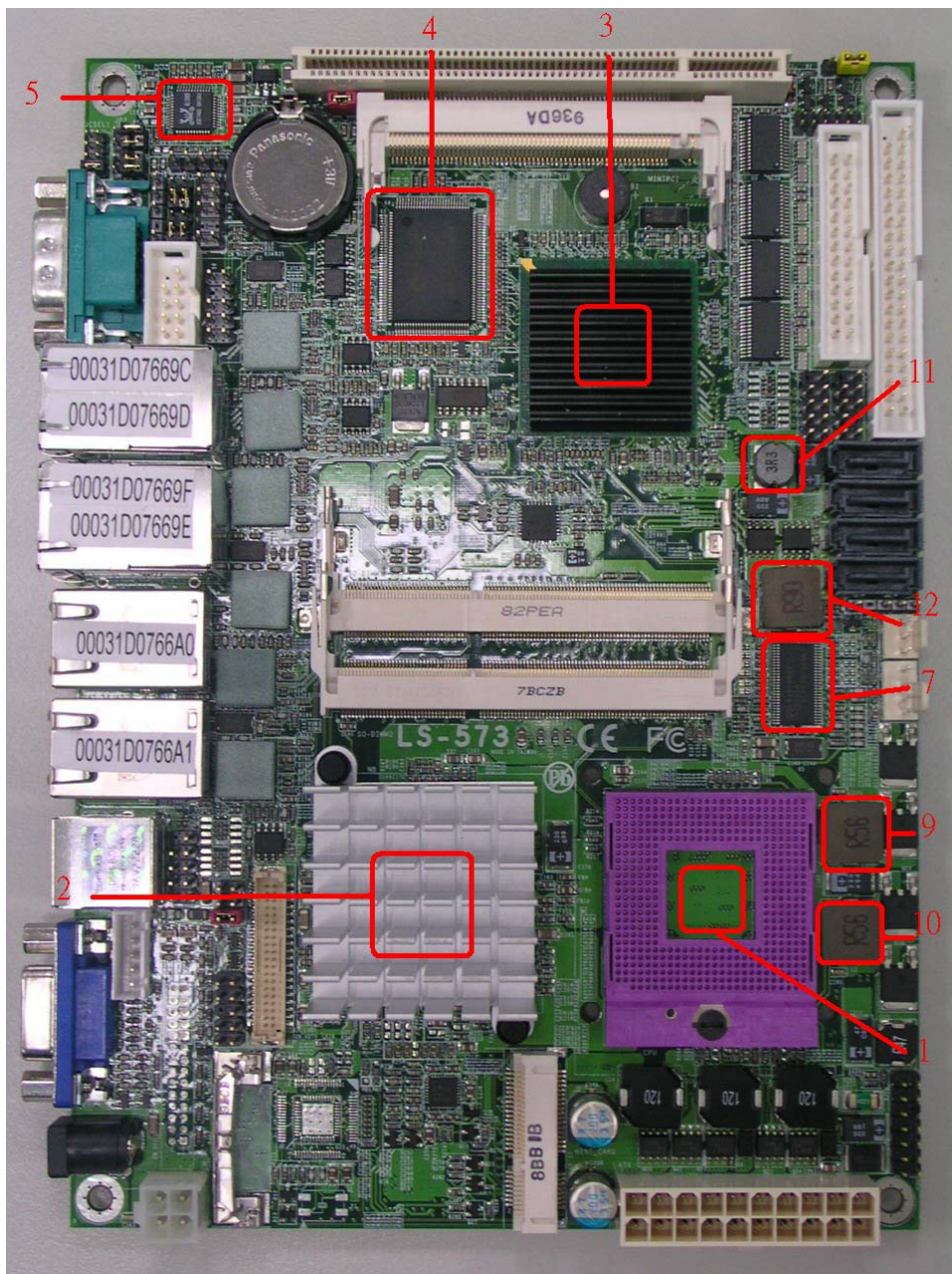
## 3.2 Thermal measurements at various points on the board


### Test Environment :

CPU	Intel Core 2 Duo T8300 2.40GHZ
Memory	Transcend DDRIII 1066 (K4B1G0846D) 1GB
HDD	Western Digital WD1600AAJS-22PSA0 160GB
Power	Channel Well Technology CWT-250ATX 250W
Operating System	Windows XP
Test Program	3D WinMark2003

### Test Result:

Item	Environmental temperature	24°C
1	CPU	41°C
2	NB(GM45)	37.4°C
3	SB(ICH9-M)	66.6°C
4	LPCIO(83627DHG)	57.6°C
5	U2(ALC888)	56.7°C
6	U16(ICS9DB104)	64.8°C
7	U21(ICS9LP505)	71.2°C
8	U32(F81216D)	57.7°C
9	L1(0.56UH/0445)	58.3°C
10	L2(0.56UH/0445)	56.1°C
11	LC1(3.3UH/0705C)	61.3°C
12	LC2(0.9UH/0445)	58.9°C





6



8

LOT NO.	PTEST	QC	QA
09060084	P013	CL	CL

## 4. Reliability Test

### 4.1 Power Consumption Test

#### 1. Test Environment:

<b>Motherboard</b>	<b>LS-573TXD</b>
<b>CPU</b>	Intel Core 2 Duo T7100 1.80GHZ
<b>Memory</b>	Transcend DDRIII 1066 (K4B1G0846D) 2GB*2
<b>HDD</b>	Western Digital WD2500KS-00MJB0 250GB

#### (A) Power Supply: Channel Well Technology CWT-250ATX

Voltage	MS-DOS Boot up		Windows XP SP2 3DMARK 2003	
	Current ( A )	Power ( W )	Current ( A )	Power ( W )
<b>12V</b>	2.55	30.6	1.94	23.28
<b>5V</b>	3.63	18.15	4.84	24.2
<b>3.3V</b>	1.56	5.148	1.04	3.432
<b>5VSB</b>	0.471	0.12	0.029	0.145

#### (B) AC Adapter: Li Shin 0219B1280

Voltage	MS-DOS Boot up		Windows XP SP2 3DMARK 2003	
	Current ( A )	Power ( W )	Current ( A )	Power ( W )
<b>12V</b>	4.52	54.24	4.59	55.08

### 1.a.Test Environment:

The same as above but with LCD panel

Display Panel	AUO M170EG01 17" LCD
---------------	----------------------

Power Supply: Channel Well Technology CWT-250ATX

Voltage	MS-DOS Boot up		Windows XP SP2 3DMARK 2003	
	Current ( A )	Power ( W )	Current ( A )	Power ( W )
12V	4.54	54.48	3.76	45.12
5V	4.7	23.5	5.95	29.75
3.3V	1.74	5.742	1.08	3.564
5VSB	0.475	2.375	0.037	0.185

## 2.Test Environment:

<b>Motherboard</b>	<b>LS-573TXD</b>
<b>CPU</b>	<b>Intel Core 2 Duo T8300 2.40GHZ</b>
<b>Memory</b>	<b>Transcend DDRIII 1066 (K4B1G0846D) 2GB</b>
<b>HDD</b>	<b>Western Digital WD2500KS-00MJB0 250GB</b>

### (A) Power Supply: Channel Well Technology CWT-250ATX

Voltage	MS-DOS Boot up		Windows XP SP2 3DMARK 2003	
	Current ( A )	Power ( W )	Current ( A )	Power ( W )
<b>12V</b>	2.88	34.56	2.16	25.92
<b>5V</b>	3.76	18.8	5	25
<b>3.3V</b>	1.57	5.181	1.16	3.828
<b>5VSB</b>	0.427	2.135	0.102	0.51

### (B)AC Adapter: Li Shin 0219B1280

Voltage	MS-DOS Boot up		Windows XP SP2 3DMARK 2003	
	Current ( A )	Power ( W )	Current ( A )	Power ( W )
<b>12V</b>	5.05	60.6	4.87	58.44

## 2.a.Test Environment:

The same as above but with LCD panel

Display Panel	AUO M170EG01 17" LCD
---------------	----------------------

Power Supply: Channel Well Technology CWT-250ATX

Voltage	MS-DOS Boot up		Windows XP SP2 3DMARK 2003	
	Current ( A )	Power ( W )	Current ( A )	Power ( W )
12V	5.16	61.92	4.03	48.36
5V	4.76	23.8	6.04	30.2
3.3V	1.58	5.214	1.18	3.894
5VSB	0.448	2.24	0.087	0.435



### 3. Test Environment:

<b>Motherboard</b>	<b>LS-573TXD</b>
<b>CPU</b>	<b>Intel Core 2 Duo T7700 2.40 GHZ</b>
<b>Memory</b>	<b>Transcend DDRIII 1066 (K4B1G0846D) 2GB*2</b>
<b>HDD</b>	<b>Western Digital WD2500KS-00MJB0 250GB</b>

#### (A) Power Supply: Channel Well Technology CWT-250ATX

Voltage	MS-DOS Boot up		Windows XP SP2 3DMARK 2003	
	Current ( A )	Power ( W )	Current ( A )	Power ( W )
<b>12V</b>	2.15	25.8	2.44	29.28
<b>5V</b>	3.76	18.8	5.02	25.1
<b>3.3V</b>	1.57	5.181	1.18	3.894
<b>5VSB</b>	0.436	2.18	0.146	0.73

#### (B) AC Adapter: Li Shin 0219B1280

Voltage	MS-DOS Boot up		Windows XP SP2 3DMARK 2003	
	Current ( A )	Power ( W )	Current ( A )	Power ( W )
<b>12V</b>	5.26	63.12	5.38	64.56

### 3.a.Test Environment:

The same as above but with LCD panel

Display Panel	AUO M170EG01 17" LCD
---------------	----------------------

Power Supply: Channel Well Technology CWT-250ATX

Voltage	MS-DOS Boot up		Windows XP SP2 3DMARK 2003	
	Current ( A )	Power ( W )	Current ( A )	Power ( W )
12V	4.22	50.64	4.39	52.68
5V	4.79	23.95	6	30
3.3V	1.69	5.577	1.21	3.993
5VSB	0.435	2.175	0.141	0.705

#### 4. Test Environment:

<b>Motherboard</b>	<b>LS-573TXD</b>
<b>CPU</b>	Intel Core 2 Duo T7700 2.40 GHZ
<b>Memory</b>	Transcend DDRIII 1066 (K4B1G0846D) 2GB A-DATA DDRIII 1066 (K4B1G0846D) 2GB
<b>HDD</b>	Western Digital WD800JD-75MSA3 80GB

#### Power Supply: COOLER MASTER RS-390-PMSR-A3

Voltage	MS-DOS Boot up		Windows XP SP2 3DMARK 2003	
	Current ( A )	Power ( W )	Current ( A )	Power ( W )
<b>12V</b>	1.21	14.52	1.33	15.96
<b>5V</b>	3.53	17.65	4.77	23.85
<b>3.3V</b>	1.33	4.389	1.06	3.498
<b>5VSB</b>	0.452	2.26	0.013	0.065

## 5. Test Environment:

<b>Motherboard</b>	<b>LS-573TX</b>
<b>CPU</b>	<b>Intel (R) Core (TM)2 Quad CPU Q9100 2.26GHz</b>
<b>Memory</b>	<b>Kingston DDR3 1066 (K4B2G0846B-HCFB) 4GB*2</b>
<b>HDD</b>	<b>Western Digital WD800JD-75MSA3 80GB</b>

### (A) Power Supply: COOLER MASTER RS-390-PMSR-A3

Voltage	MS-DOS Boot up		Windows XP SP2 3DMARK 2003	
	Current ( A )	Power ( W )	Current ( A )	Power ( W )
<b>12V</b>	2.09	25.08	2.12	25.44
<b>5V</b>	3.45	17.25	4.7	23.5
<b>3.3V</b>	1.5	4.95	1.19	3.927
<b>5VSB</b>	0.543	2.715	0.03	0.15

### (B) AC Adapter: Li Shin 0219B1280

Voltage	MS-DOS Boot up		Windows XP SP2 3DMARK 2003	
	Current ( A )	Power ( W )	Current ( A )	Power ( W )
<b>12V</b>	4.96	59.52	5.27	63.24

### 5.a.Test Environment:

The same as above but with LCD panel

Display Panel	AUO M170EG01 17" LCD
---------------	----------------------

Power Supply: COOLER MASTER RS-390-PMSR-A3

Voltage	MS-DOS Boot up		Windows XP SP2 3DMARK 2003	
	Current ( A )	Power ( W )	Current ( A )	Power ( W )
12V	4.08	48.96	4.01	48.12
5V	4.37	21.85	5.48	27.4
3.3V	1.54	5.082	1.24	4.092
5VSB	0.529	2.645	0.009	0.045

## 6.Test Environment:

<b>Motherboard</b>	<b>LS-573TX</b>
<b>CPU</b>	Intel (R) Core (TM)2 Quad CPU T7500 2.2GHz
<b>Memory</b>	Kingston DDR3 1066 (K4B2G0846B-HCFB) 4GB*2
<b>HDD</b>	Western Digital WD800JD-75MSA3 80GB

### (A) Power Supply: COOLER MASTER RS-390-PMSR-A3

Voltage	MS-DOS Boot up		Windows XP SP2 3DMARK 2003	
	Current ( A )	Power ( W )	Current ( A )	Power ( W )
<b>12V</b>	1.85	22.2	2.08	24.96
<b>5V</b>	1.94	9.7	4.33	21.65
<b>3.3V</b>	1.5	4.95	1.21	3.993
<b>5VSB</b>	0.538	2.69	0.006	0.03

### (B)AC Adapter: Li Shin 0219B1280

Voltage	MS-DOS Boot up		Windows XP SP2 3DMARK 2003	
	Current ( A )	Power ( W )	Current ( A )	Power ( W )
<b>12V</b>	4.28	51.36	4.87	58.44

## 6.a.Test Environment:

The same as above but with LCD panel

Display Panel	AUO M170EG01 17" LCD
---------------	----------------------

Power Supply: COOLER MASTER RS-390-PMSR-A3

Voltage	MS-DOS Boot up		Windows XP SP2 3DMARK 2003	
	Current ( A )	Power ( W )	Current ( A )	Power ( W )
12V	3.86	46.32	4.01	48.12
5V	3.81	19.05	5.11	25.55
3.3V	1.54	5.082	1.23	4.059
5VSB	0.532	2.66	0.015	0.075

## 7. Test Environment:

<b>Motherboard</b>	<b>LS-573TXD</b>
<b>CPU</b>	Intel (R) Core (TM)2 Duo CPU T9600 2.8GHz
<b>Memory</b>	Kingston DDR3 1066 (K4B2G0846B-HCFB) 4GB*2
<b>HDD</b>	Western Digital WD800JD-22LSA0 80GB

### (A) Power Supply: COOLER MASTER RS-390-PMSR-A3

Voltage	MS-DOS Boot up		Windows XP SP2 3DMARK 2003	
	Current ( A )	Power ( W )	Current ( A )	Power ( W )
<b>12V</b>	1.78	21.36	1.88	22.56
<b>5V</b>	3.17	15.85	4.28	21.4
<b>3.3V</b>	1.41	4.653	1.05	3.465
<b>5VSB</b>	0.48	2.4	0.006	0.03

### (B) AC Adapter: Li Shin 0219B1280

Voltage	MS-DOS Boot up		Windows XP SP2 3DMARK 2003	
	Current ( A )	Power ( W )	Current ( A )	Power ( W )
<b>12V</b>	4.27	51.24	4.65	55.8



## 7.a.Test Environment:

The same as above but with LCD panel

Display Panel	AUO M170EG01 17" LCD
---------------	----------------------

Power Supply: COOLER MASTER RS-390-PMSR-A3

Voltage	MS-DOS Boot up		Windows XP SP2 3DMARK 2003	
	Current ( A )	Power ( W )	Current ( A )	Power ( W )
12V	3.85	46.2	3.88	46.56
5V	4.09	20.45	5.19	25.95
3.3V	1.43	4.719	1.07	3.531
5VSB	0.46	2.3	0.009	0.045

## 5. Performance Test

### 5.1 Business Win Stone 2002

Windows XP SP2

WEIGHTED SUITE	Test Environment	Result	Remark
Business Win stone2002	Intel Core 2 Duo T7100 1.8GHz Transcend DDRIII 1066 (K4B1G0846D) 1GB Western Digital WD1600AAJS-22PSA0 160GB	PASS	27 28.7 29.7 29.7
Business Win stone2002	Intel Core 2 Duo T8300 2.4GHz Transcend DDRIII 1066 (K4B1G0846D) 1GB Western Digital WD1600AAJS-22PSA0 160GB	PASS	32.8 31.8 31.3 32.3
Business Win stone2002	Intel Core 2 Duo T7700 2.4GHz Transcend DDRIII 1066 (K4B1G0846D) 1GB Western Digital WD1600AAJS-22PSA0 160GB	PASS	32.6 32.1 30.6 32.1
Business Win stone2002	Intel Core 2 Duo CPU P8400 2.26GHz Kingston DDR3 1066 (K4B2G0846B-HCFB) 4GB*2 Hitachi HDS728080PLA380 82.3GB	PASS	44.8 42.8 43.2 43.3

<p align="center"><b>Business Win stone2002</b></p>	<p align="center"><b>Intel (R) Core (TM)2 Quad CPU Q9100 2.26GHz Kingston DDR3 1066 4GB*2 (K4B2G0846B-HCFB) Western Digital WD800JD-75MSA3 80GB</b></p>	<p align="center">PASS</p>	<p align="center">45.7 45.2 44.8 45.4</p>
<p align="center"><b>Business Win stone2002</b></p>	<p align="center"><b>Intel Core 2 Duo CPU T7500 2.2GHz Kingston DDR3 1066 4GB*2 (K4B2G0846B-HCFB) Western Digital WD800JD-75MSA3 80GB</b></p>	<p align="center">PASS</p>	<p align="center">45 46.1 45.4 44.9</p>

## 5.2 Business Win Stone 2004

### Windows XP SP2

WEIGHTED SUITE	Test Environment	Result	Remark
<p align="center"><b>Business Win stone2004</b></p>	<p align="center"><b>Intel Core 2 Duo T7100 1.8GHz Transcend DDRIII 1066 (K4B1G0846D) 1GB Western Digital WD1600AAJS-22PSA0 160GB</b></p>	<p align="center">PASS</p>	<p align="center">22.5 23.4 22.2 23</p>
<p align="center"><b>Business Win stone2004</b></p>	<p align="center"><b>Intel Core 2 Duo T8300 2.4GHZ Transcend DDRIII 1066 (K4B1G0846D) 1GB Western Digital WD1600AAJS-22PSA0 160GB</b></p>	<p align="center">PASS</p>	<p align="center">19.8 23.1 23.5 23.2</p>
<p align="center"><b>Business Win stone2004</b></p>	<p align="center"><b>Intel Core 2 Duo T7700 2.4GHz Transcend DDRIII 1066 (K4B1G0846D) 1GB Western Digital WD1600AAJS-22PSA0 160GB</b></p>	<p align="center">PASS</p>	<p align="center">22.8 22.4 22.3 23.3</p>
<p align="center"><b>Business Win stone2004</b></p>	<p align="center"><b>Intel Core 2 Duo CPU P8400 2.26GHz Kingston DDR3 1066 (K4B2G0846B-HCFB) 4GB*2 Hitachi HDS728080PLA380 82.3GB</b></p>	<p align="center">PASS</p>	<p align="center">24.4 24.5 23.8 23.6</p>

<p align="center"><b>Business Win stone2004</b></p>	<p align="center"><b>Intel (R) Core (TM)2 Quad CPU Q9100 2.26GHz Kingston DDR3 1066 4GB*2 (K4B2G0846B-HCFB) Western Digital WD800JD-75MSA3 80GB</b></p>	<p align="center">PASS</p>	<p align="center">24.4 26.4 26.8 27.1</p>
<p align="center"><b>Business Win stone2004</b></p>	<p align="center"><b>Intel Core 2 Duo CPU T7500 2.2GHz Kingston DDR3 1066 4GB*2 (K4B2G0846B-HCFB) Western Digital WD800JD-75MSA3 80GB</b></p>	<p align="center">PASS</p>	<p align="center">24.8 24.5 24.4 23.4</p>

## 5.3 Content Creation Winstone 2001

Windows XP SP2

<b>WEIGHTED SUITE</b>	<b>Test Environment</b>	<b>Result</b>	<b>Remark</b>
<b>Content Creation Winstone 2001</b>	<b>Intel Core 2 Duo T7100 1.8GHz Transcend DDRIII 1066 (K4B1G0846D) 1GB Western Digital WD1600AAJS-22PSA0 160GB</b>	<b>PASS</b>	90.7 90.2 90 89.2
<b>Content Creation Winstone 2001</b>	<b>Intel Core 2 Duo T8300 2.4GHz Transcend DDRIII 1066 (K4B1G0846D) 1GB Western Digital WD1600AAJS-22PSA0 160GB</b>	<b>PASS</b>	102.6 105.5 102.6 106
<b>Content Creation Winstone 2001</b>	<b>Intel Core 2 Duo T7700 2.4GHz Transcend DDRIII 1066 (K4B1G0846D) 1GB Western Digital WD1600AAJS-22PSA0 160GB</b>	<b>PASS</b>	106.5 106.2 106.5 104.4

## 5.4 Content Creation Winstone 2004

Windows XP SP2

WEIGHTED SUITE	Test Environment	Result	Remark
<p align="center"><b>Content Creation Winstone 2004</b></p>	<p align="center"><b>Intel Core 2 Duo T7100 1.8GHz Transcend DDRIII 1066 (K4B1G0846D) 1GB Western Digital WD1600AAJS-22PSA0 160GB</b></p>	<p align="center">PASS</p>	<p align="center">24.6 24.6 24.3 24.6</p>
<p align="center"><b>Content Creation Winstone 2004</b></p>	<p align="center"><b>Intel Core 2 Duo T8300 2.4GHz Transcend DDRIII 1066 (K4B1G0846D) 1GB Western Digital WD1600AAJS-22PSA0 160GB</b></p>	<p align="center">PASS</p>	<p align="center">27.5 27.5 27.7 27.4</p>
<p align="center"><b>Content Creation Winstone 2004</b></p>	<p align="center"><b>Intel Core 2 Duo T7700 2.4GHz Transcend DDRIII 1066 (K4B1G0846D) 1GB Western Digital WD1600AAJS-22PSA0 160GB</b></p>	<p align="center">PASS</p>	<p align="center">27.8 27.8 27.8 27.8</p>
<p align="center"><b>Content Creation Winstone 2004</b></p>	<p align="center"><b>Intel Core 2 Duo CPU P8400 2.26GHz Kingston DDR3 1066 (K4B2G0846B-HCFB) 4GB*2 Hitachi HDS728080PLA380 82.3GB</b></p>	<p align="center">PASS</p>	<p align="center">40.4 40.3 40.2 40.3</p>

<p align="center"><b>Content Creation Winstone 2004</b></p>	<p align="center"><b>Intel (R) Core (TM)2 Quad CPU Q9100 2.26GHz Kingston DDR3 1066 4GB*2 (K4B2G0846B-HCFB) Western Digital WD800JD-75MSA3 80GB</b></p>	<p align="center">PASS</p>	<p align="center">41 40.8 40.9 40.9</p>
<p align="center"><b>Content Creation Winstone 2004</b></p>	<p align="center"><b>Intel Core 2 Duo CPU T7500 2.2GHz Kingston DDR3 1066 4GB*2 (K4B2G0846B-HCFB) Western Digital WD800JD-75MSA3 80GB</b></p>	<p align="center">PASS</p>	<p align="center">38.9 39.5 39.2 39.3</p>



## 5.5 3D MARK(2001、2003、2005)

### Windows XP SP2

WEIGHTED SUITE	Test Environment	Result	Remark
3DMARK2001 Scores	Intel Core 2 Duo T7100 1.8GHZ Transcend DDRIII 1066 (K4B1G0846D) 2GB	PASS	6783
3DMARK2003 Scores	Transcend DDRIII 1066 (K4B1G0846D) 2GB Western Digital WD2500KS-00MJB0 250GB	PASS	2325
3DMARK2005 Scores		PASS	1301

### Windows XP SP2

WEIGHTED SUITE	Test Environment	Result	Remark
3DMARK2001 Scores	Intel Core 2 Duo T7100 1.8GHZ Transcend DDRIII 1066 (K4B1G0846D) 1GB	PASS	5138
3DMARK2003 Scores	Western Digital WD1600AAJS-22PSA0 160GB	PASS	1868
3DMARK2005 Scores		PASS	1137

## Windows XP SP2

WEIGHTED SUITE	Test Environment	Result	Remark
3DMARK2001 Scores	Intel Core 2 Duo T8300 2.4GHZ Transcend DDRIII 1066 (K4B1G0846D) 1GB Western Digital WD1600AAJS-22PSA0 160GB	PASS	5535
3DMARK2003 Scores		PASS	1917
3DMARK2005 Scores		PASS	1145

## Windows XP SP2

WEIGHTED SUITE	Test Environment	Result	Remark
3DMARK2001 Scores	Intel Core 2 Duo T7700 2.4GHZ Transcend DDRIII 1066 (K4B1G0846D) 1GB Western Digital WD1600AAJS-22PSA0 160GB	PASS	5608
3DMARK2003 Scores		PASS	1929
3DMARK2005 Scores		PASS	1173

## Windows XP SP2

WEIGHTED SUITE	Test Environment	Result	Remark
3DMARK2001 Scores	<b>Intel Core 2 Duo CPU P8400 2.26GHz Kingston DDR3 1066 (K4B2G0846B-HCFB) 4GB*2 Hitachi HDS728080PLA380 82.3GB</b>	PASS	7747
3DMARK2003 Scores		PASS	2458
3DMARK2005 Scores		PASS	1316

## Windows XP SP2

WEIGHTED SUITE	Test Environment	Result	Remark
3DMARK2001 Scores	<b>Intel Celeron Processor 575 2GHz Kingston DDR3 1066 (K4B2G0846B-HCFB) 4GB*2 Hitachi HDS728080PLA380 82.3GB</b>	PASS	6122
3DMARK2003 Scores		PASS	2127
3DMARK2005 Scores		PASS	1168

## Windows XP SP2

WEIGHTED SUITE	Test Environment	Result	Remark
3DMARK2001 Scores	Intel (R) Core (TM)2 Quad CPU Q9100 2.26GHz Kingston DDR3 1066 4GB*2 (K4B2G0846B-HCFB) Western Digital WD800JD-75MSA3 80GB	PASS	11036
3DMARK2003 Scores		PASS	2989
3DMARK2005 Scores		PASS	1517

## Windows XP SP2

WEIGHTED SUITE	Test Environment	Result	Remark
3DMARK2001 Scores	Intel Core 2 Duo CPU T7500 2.2GHz Kingston DDR3 1066 4GB*2 (K4B2G0846B-HCFB) Western Digital WD800JD-75MSA3 80GB	PASS	7261
3DMARK2003 Scores		PASS	2352
3DMARK2005 Scores		PASS	1579

## Windows XP SP2

<b>WEIGHTED SUITE</b>	<b>Test Environment</b>	<b>Result</b>	<b>Remark</b>
<b>3DMARK2001 Scores</b>	<b>Intel (R) Core (TM)2 Duo CPU T9600 2.8GHz Kingston DDR3 1066 4GB*2 (K4B2G0846B-HCFB) Western Digital WD800JD-75MSA3 80GB</b>	PASS	8348
<b>3DMARK2003 Scores</b>		PASS	2461
<b>3DMARK2005 Scores</b>		PASS	1354

## 5.6 3D MARK2006

### Windows XP SP2

Item	WEIGHTED SUITE	Test Environment	Result	Remark
1	3DMARK Score	Intel Core 2 Duo T7100 1.8GHz Transcend DDRIII 1066 (K4B1G0846D) 1GB Western Digital WD1600AAJS-22PSA0 160GB	PASS	212
2	SM2.0 Score		PASS	65
3	HDR/SM3.0 Score		PASS	80
4	CPU Score		PASS	1535

### Windows XP SP2

Item	WEIGHTED SUITE	Test Environment	Result	Remark
1	3DMARK Score	Intel Core 2 Duo T8300 2.4GHz Transcend DDRIII 1066 (K4B1G0846D) 1GB Western Digital WD1600AAJS-22PSA0 160GB	PASS	240
2	SM2.0 Score		PASS	76
3	HDR/SM3.0 Score		PASS	89
4	CPU Score		PASS	2123

### Windows XP SP2

Item	WEIGHTED SUITE	Test Environment	Result	Remark
1	3DMARK Score	<b>Intel Core 2 Duo T7700 2.4GHz Transcend DDRIII 1066 (K4B1G0846D) 1GB Western Digital WD1600AAJS-22PSA0 160GB</b>	PASS	231
2	SM2.0 Score		PASS	71
3	HDR/SM3.0 Score		PASS	87
4	CPU Score		PASS	2040

### Windows XP SP2

Item	WEIGHTED SUITE	Test Environment	Result	Remark
1	3DMARK Score	<b>Intel Core 2 Duo CPU P8400 2.26GHz Kingston DDR3 1066 (K4B2G0846B-HCFB) 4GB *2 Hitachi HDS728080PLA380 82.3GB</b>	PASS	970
2	SM2.0 Score		PASS	278
3	HDR/SM3.0 Score		PASS	402
4	CPU Score		PASS	1923

### Windows XP SP2

Item	WEIGHTED SUITE	Test Environment	Result	Remark
1	3DMARK Score	Intel (R) Core (TM)2 Quad CPU Q9100 2.26GHz Kingston DDR3 1066 4GB*2 (K4B2G0846B-HCFB) Western Digital WD800JD-75MSA3 80GB	PASS	985
2	SM2.0 Score		PASS	277
3	HDR/SM3.0 Score		PASS	405
4	CPU Score		PASS	3192

### Windows XP SP2

Item	WEIGHTED SUITE	Test Environment	Result	Remark
1	3DMARK Score	Intel Core 2 Duo CPU T7500 2.2GHz Kingston DDR3 1066 4GB*2 (K4B2G0846B-HCFB) Western Digital WD800JD-75MSA3 80GB	PASS	928
2	SM2.0 Score		PASS	266
3	HDR/SM3.0 Score		PASS	385
4	CPU Score		PASS	1827



## Windows XP SP2

Item	WEIGHTED SUITE	Test Environment	Result	Remark
1	3DMARK Score	Intel (R) Core (TM)2 Duo CPU T9600 2.8GHz Kingston DDR3 1066 4GB*2 (K4B2G0846B-HCFB) Western Digital WD800JD-75MSA3 80GB	PASS	804
2	SM2.0 Score		PASS	236
3	HDR/SM3.0 Score		PASS	322
4	CPU Score		PASS	2311

## 5.7 PC MARK2002

<b>Test Environment</b>
<b>Intel Core 2 Duo T7100 1.8GHz</b> <b>Transcend DDRIII 1066 (K4B1G0846D) 1GB</b> <b>Western Digital WD1600AAJS-22PSA0 160GB</b>

### Windows XP SP2

<b>Item</b>	<b>WEIGHTED SUITE</b>	<b>Result</b>	<b>Remark</b>
<b>1</b>	<b>CPU test Score</b>	PASS	7111
<b>2</b>	<b>Memory test Score</b>	PASS	14875
<b>3</b>	<b>HDD test Score</b>	PASS	985

<b>Test Environment</b>
<b>Intel Core 2 Duo T8300 2.4GHz</b> <b>Transcend DDRIII 1066 (K4B1G0846D) 1GB</b> <b>Western Digital WD1600AAJS-22PSA0 160GB</b>

### Windows XP SP2

<b>Item</b>	<b>WEIGHTED SUITE</b>	<b>Result</b>	<b>Remark</b>
<b>1</b>	<b>CPU test Score</b>	PASS	9458
<b>2</b>	<b>Memory test Score</b>	PASS	28725
<b>3</b>	<b>HDD test Score</b>	PASS	986

**Test Environment**

**Intel Core 2 Duo T7700 2.4GHz**

**Transcend DDRIII 1066 (K4B1G0846D) 1GB**

**Western Digital WD1600AAJS-22PSA0 160GB**

**Windows XP SP2**

<b>Item</b>	<b>WEIGHTED SUITE</b>	<b>Result</b>	<b>Remark</b>
<b>1</b>	<b>CPU test Score</b>	PASS	9516
<b>2</b>	<b>Memory test Score</b>	PASS	29996
<b>3</b>	<b>HDD test Score</b>	PASS	814

**Test Environment**

**Intel Core 2 Duo CPU P8400 2.26GHz**

**Kingston DDR3 1066 (K4B2G0846B-HCFB) 4GB \*2**

**Hitachi HDS728080PLA380 82.3GB**

**Windows XP SP2**

<b>Item</b>	<b>WEIGHTED SUITE</b>	<b>Result</b>	<b>Remark</b>
<b>1</b>	<b>CPU test Score</b>	PASS	7747
<b>2</b>	<b>Memory test Score</b>	PASS	2458
<b>3</b>	<b>HDD test Score</b>	PASS	1316

**Test Environment**

**Intel Celeron Processor 575 2GHz  
Kingston DDR3 1066 (K4B2G0846B-HCFB) 4GB\*2  
Hitachi HDS728080PLA380 82.3GB**

**Windows XP SP2**

<b>Item</b>	<b>WEIGHTED SUITE</b>	<b>Result</b>	<b>Remark</b>
<b>1</b>	<b>CPU test Score</b>	PASS	7803
<b>2</b>	<b>Memory test Score</b>	PASS	9963
<b>3</b>	<b>HDD test Score</b>	PASS	1330

**Test Environment**

**Intel (R) Core (TM)2 Quad CPU Q9100 2.26GHz  
Kingston DDR3 1066 4GB\*2 (K4B2G0846B-HCFB)  
Western Digital WD800JD-75MSA3 80GB**

**Windows XP SP2**

<b>Item</b>	<b>WEIGHTED SUITE</b>	<b>Result</b>	<b>Remark</b>
<b>1</b>	<b>CPU test Score</b>	PASS	8888
<b>2</b>	<b>Memory test Score</b>	PASS	27666
<b>3</b>	<b>HDD test Score</b>	PASS	1391

**Test Environment**

**Intel (R) Core (TM)2 Duo CPU T9600 2.8GHz  
Kingston DDR3 1066 4GB\*2 (K4B2G0846B-HCFB)  
Western Digital WD800JD-75MSA3 80GB**

**Windows XP SP2**

<b>Item</b>	<b>WEIGHTED SUITE</b>	<b>Result</b>	<b>Remark</b>
<b>1</b>	<b>CPU test Score</b>	PASS	11034
<b>2</b>	<b>Memory test Score</b>	PASS	34039
<b>3</b>	<b>HDD test Score</b>	PASS	1380

## 5.8 PC MARK2004

### Test Environment

Intel Core 2 Duo T7100 1.8GHz

Transcend DDRIII 1066 (K4B1G0846D) 1GB

Western Digital WD1600AAJS-22PSA0 160GB

Windows XP PS2

Item	WEIGHTED SUITE	Result	Remark
1	PC Mark Score	PASS	5681
2	CPU test Score	PASS	6068
3	Memory test Score	PASS	5182
4	Graphic test Score	PASS	1392
5	HDD test Score	PASS	N/A

### Test Environment

Intel Core 2 Duo T8300 2.4GHz

Transcend DDRIII 1066 (K4B1G0846D) 1GB

Western Digital WD1600AAJS-22PSA0 160GB

Windows XP PS2

Item	WEIGHTED SUITE	Result	Remark
1	PC Mark Score	PASS	N/A
2	CPU test Score	PASS	N/A
3	Memory test Score	PASS	6384
4	Graphic test Score	PASS	1430
5	HDD test Score	PASS	2081

**Test Environment**

**Intel Core 2 Duo T7700 2.4GHz**

**Transcend DDRIII 1066 (K4B1G0846D) 1GB**

**Western Digital WD1600AAJS-22PSA0 160GB**

**Windows XP PS2**

<b>Item</b>	<b>WEIGHTED SUITE</b>	<b>Result</b>	<b>Remark</b>
<b>1</b>	<b>PC Mark Score</b>	PASS	N/A
<b>2</b>	<b>CPU test Score</b>	PASS	N/A
<b>3</b>	<b>Memory test Score</b>	PASS	7852
<b>4</b>	<b>Graphic test Score</b>	PASS	1428
<b>5</b>	<b>HDD test Score</b>	PASS	N/A

**Test Environment**

**Intel Core 2 Duo CPU P8400 2.26GHz**

**Kingston DDR3 1066 (K4B2G0846B-HCFB) 4GB \*2**

**Hitachi HDS728080PLA380 82.3GB**

**Windows XP PS2**

<b>Item</b>	<b>WEIGHTED SUITE</b>	<b>Result</b>	<b>Remark</b>
<b>1</b>	<b>PC Mark Score</b>	PASS	4898
<b>2</b>	<b>CPU test Score</b>	PASS	4463
<b>3</b>	<b>Memory test Score</b>	PASS	5476
<b>4</b>	<b>Graphic test Score</b>	PASS	1474
<b>5</b>	<b>HDD test Score</b>	PASS	4581

**Test Environment**

**Intel Celeron Processor 575 2GHz  
Kingston DDR3 1066 (K4B2G0846B-HCFB) 4GB \*2  
Hitachi HDS728080PLA380 82.3GB**

**Windows XP PS2**

<b>Item</b>	<b>WEIGHTED SUITE</b>	<b>Result</b>	<b>Remark</b>
<b>1</b>	<b>PC Mark Score</b>	PASS	4228
<b>2</b>	<b>CPU test Score</b>	PASS	4492
<b>3</b>	<b>Memory test Score</b>	PASS	4713
<b>4</b>	<b>Graphic test Score</b>	PASS	1530
<b>5</b>	<b>HDD test Score</b>	PASS	N/A

**Test Environment**

**Intel (R) Core (TM)2 Quad CPU Q9100 2.26GHz  
Kingston DDR3 1066 4GB\*2 (K4B2G0846B-HCFB)  
Western Digital WD800JD-75MSA3 80GB**

**Windows XP PS2**

<b>Item</b>	<b>WEIGHTED SUITE</b>	<b>Result</b>	<b>Remark</b>
<b>1</b>	<b>PC Mark Score</b>	PASS	N/A
<b>2</b>	<b>CPU test Score</b>	PASS	N/A
<b>3</b>	<b>Memory test Score</b>	PASS	9051
<b>4</b>	<b>Graphic test Score</b>	PASS	1619
<b>5</b>	<b>HDD test Score</b>	PASS	4485



**Test Environment**

**Intel (R) Core (TM)2 Duo CPU T9600 2.8GHz  
Kingston DDR3 1066 4GB\*2 (K4B2G0846B-HCFB)  
Western Digital WD800JD-75MSA3 80GB**

**Windows XP PS2**

<b>Item</b>	<b>WEIGHTED SUITE</b>	<b>Result</b>	<b>Remark</b>
<b>1</b>	<b>PC Mark Score</b>	PASS	N/A
<b>2</b>	<b>CPU test Score</b>	PASS	N/A
<b>3</b>	<b>Memory test Score</b>	PASS	10274
<b>4</b>	<b>Graphic test Score</b>	PASS	1638
<b>5</b>	<b>HDD test Score</b>	PASS	4356

## 5.9 PC MARK2005

<b>Test Environment</b>
<b>Intel Core 2 Duo T7100 1.8GHz</b> <b>Transcend DDRIII 1066 (K4B1G0846D) 1GB</b> <b>Western Digital WD1600AAJS-22PSA0 160GB</b>

**Windows XP SP2**

<b>Item</b>	<b>WEIGHTED SUITE</b>	<b>Result</b>	<b>Remark</b>
1	System test Score	PASS	3454
2	CPU test Score	PASS	4627
3	Memory test Score	PASS	3971
4	Graphic test Score	PASS	1438
5	HDD test Score	PASS	2552

<b>Test Environment</b>
<b>Intel Core 2 Duo T8300 2.4GHz</b> <b>Transcend DDRIII 1066 (K4B1G0846D) 1GB</b> <b>Western Digital WD1600AAJS-22PSA0 160GB</b>

**Windows XP SP2**

<b>Item</b>	<b>WEIGHTED SUITE</b>	<b>Result</b>	<b>Remark</b>
1	System test Score	PASS	4127
2	CPU test Score	PASS	6122
3	Memory test Score	PASS	4798
4	Graphic test Score	PASS	1521
5	HDD test Score	PASS	2513

**Test Environment**

**Intel Core 2 Duo T7700 2.4GHz**

**Transcend DDRIII 1066 (K4B1G0846D) 1GB**

**Western Digital WD1600AAJS-22PSA0 160GB**

**Windows XP SP2**

<b>Item</b>	<b>WEIGHTED SUITE</b>	<b>Result</b>	<b>Remark</b>
<b>1</b>	<b>System test Score</b>	PASS	4146
<b>2</b>	<b>CPU test Score</b>	PASS	6139
<b>3</b>	<b>Memory test Score</b>	PASS	4840
<b>4</b>	<b>Graphic test Score</b>	PASS	1533
<b>5</b>	<b>HDD test Score</b>	PASS	2518

**Test Environment**

**Intel Core 2 Duo CPU P8400 2.26GHz**

**A-DATA DDR3 1066 (H5TQ1G83AFP) 2GB**

**Hitachi HDS728080PLA380 82.3GB**

**Windows XP SP2**

<b>Item</b>	<b>WEIGHTED SUITE</b>	<b>Result</b>	<b>Remark</b>
<b>1</b>	<b>System test Score</b>	PASS	3359
<b>2</b>	<b>CPU test Score</b>	PASS	4289
<b>3</b>	<b>Memory test Score</b>	PASS	4966
<b>4</b>	<b>Graphic test Score</b>	PASS	1321
<b>5</b>	<b>HDD test Score</b>	PASS	4794

**Test Environment**

**Intel Core 2 Duo CPU P8400 2.26GHz  
Kingston DDR3 1066 (K4B2G0846B-HCFB) 4GB\*2  
Hitachi HDS728080PLA380 82.3GB**

**Windows XP SP2**

<b>Item</b>	<b>WEIGHTED SUITE</b>	<b>Result</b>	<b>Remark</b>
<b>1</b>	<b>System test Score</b>	PASS	3333
<b>2</b>	<b>CPU test Score</b>	PASS	3436
<b>3</b>	<b>Memory test Score</b>	PASS	4438
<b>4</b>	<b>Graphic test Score</b>	PASS	1651
<b>5</b>	<b>HDD test Score</b>	PASS	4807

**Test Environment**

**Intel Celeron Processor 575 2GHz  
Kingston DDR3 1066 (K4B2G0846B-HCFB) 4GB\*2  
Hitachi HDS728080PLA380 82.3GB**

**Windows XP SP2**

<b>Item</b>	<b>WEIGHTED SUITE</b>	<b>Result</b>	<b>Remark</b>
<b>1</b>	<b>System test Score</b>	PASS	2686
<b>2</b>	<b>CPU test Score</b>	PASS	3625
<b>3</b>	<b>Memory test Score</b>	PASS	3884
<b>4</b>	<b>Graphic test Score</b>	PASS	1284
<b>5</b>	<b>HDD test Score</b>	PASS	4811

**Test Environment**

**Intel (R) Core (TM)2 Quad CPU Q9100 2.26GHz  
Kingston DDR3 1066 (K4B2G0846B-HCFB) 4GB\*2  
Western Digital WD800JD-75MSA3 80GB**

**Windows XP SP2**

<b>Item</b>	<b>WEIGHTED SUITE</b>	<b>Result</b>	<b>Remark</b>
<b>1</b>	<b>System test Score</b>	PASS	4721
<b>2</b>	<b>CPU test Score</b>	PASS	7307
<b>3</b>	<b>Memory test Score</b>	PASS	5144
<b>4</b>	<b>Graphic test Score</b>	PASS	1829
<b>5</b>	<b>HDD test Score</b>	PASS	4767

**Test Environment**

**Intel (R) Core (TM)2 Duo CPU QT7500 2.2GHz  
Kingston DDR3 1066 (K4B2G0846B-HCFB) 4GB\*2  
Western Digital WD800JD-75MSA3 80GB**

**Windows XP SP2**

<b>Item</b>	<b>WEIGHTED SUITE</b>	<b>Result</b>	<b>Remark</b>
<b>1</b>	<b>System test Score</b>	PASS	4370
<b>2</b>	<b>CPU test Score</b>	PASS	5634
<b>3</b>	<b>Memory test Score</b>	PASS	4540
<b>4</b>	<b>Graphic test Score</b>	PASS	1781
<b>5</b>	<b>HDD test Score</b>	PASS	4761

**Test Environment**

**Intel (R) Core (TM)2 Duo CPU T9600 2.8GHz  
Kingston DDR3 1066 (K4B2G0846B-HCFB) 4GB\*2  
Western Digital WD800JD-75MSA3 80GB**

**Windows XP SP2**

<b>Item</b>	<b>WEIGHTED SUITE</b>	<b>Result</b>	<b>Remark</b>
<b>1</b>	<b>System test Score</b>	PASS	N/A
<b>2</b>	<b>CPU test Score</b>	PASS	7153
<b>3</b>	<b>Memory test Score</b>	PASS	5813
<b>4</b>	<b>Graphic test Score</b>	PASS	N/A
<b>5</b>	<b>HDD test Score</b>	PASS	4565

**Test Environment**

**Intel (R) Core (TM)2 Duo CPU T9600 2.8GHz  
Transcend DDRIII 1066 (K4B1G0846D) 2GB  
Western Digital WD800JD-22LSA0 80GB**

**Windows XP SP2**

<b>Item</b>	<b>WEIGHTED SUITE</b>	<b>Result</b>	<b>Remark</b>
<b>1</b>	<b>System test Score</b>	PASS	N/A
<b>2</b>	<b>CPU test Score</b>	PASS	7140
<b>3</b>	<b>Memory test Score</b>	PASS	5762
<b>4</b>	<b>Graphic test Score</b>	PASS	N/A
<b>5</b>	<b>HDD test Score</b>	PASS	4601

## 5.10 SATA Performance

### 5.10.1 SATA HDD

Test environment:

OS Windows XP professional SP2

Program (HD Tune)

HDD MODEL	INTERFACE	capacity	Average	Burst Rate	Access time
Western Digital WD1600AAJS-22PSAA0	SATA	160GB	56.5 MB/sec	112.4 MB/sec	13.0 ms
Western Digital WD800JD-00LSA0		80 GB	47.2 MB/sec	123.1 MB/sec	13.7 ms
Western Digital WD800JD-75MSA3		80 GB	47.5 MB/sec	140.7 MB/sec	18.8 ms
Hitachi HDS728080PLA380		82.3 GB	43.5 MB/sec	111.8 MB/sec	13.5 ms
Hitachi HDT722525DLA380		250 GB	53.2 MB/sec	107.2 MB/sec	13.1 ms
Seagate ST3160815AS		160 GB	60.6 MB/sec	102.9 MB/sec	15.5 ms

## 5.10.2 SATA CD-ROM

Test environment:

OS Windows XP professional SP2

Program (NERO)

CD-ROM MODEL	INTERFACE	Average speed	Full Read	Burst Rate	CD
PIONEER DVD DVR-212BK	SATA	25.43 x	157 ms	45 MB/s	52 X CD-R
LG DVD GSA-H62L		29.04 x	166 ms	40 MB/s	
LG DVD GSA-H62L		29.99 x	205 ms	40 MB/s	
ASUS DVD DRW-1814BLT		24.1 9x	120 ms	43 MB/s	



## 5.11 USB Performance

### 5.11.1 USB HDD

Test environment:

OS Windows XP professional SP2

Program (HD Tune)

HDD MODEL	INTERFACE	capacity	Average	Burst Rate	Access time
Western Digital WD6400H1Q-00	USB	640 GB	27.4 MB/sec	27.8 MB/sec	14.6 ms
Sony Storage Media		4 GB	17.5 MB/sec	13.8 MB/sec	1.2 ms
TDK LoR Trans-It Drive		4 GB	16.6 MB/sec	17.8 MB/sec	0.8 ms
SD/MMC Reader		2 GB	14.7 MB/sec	11.4 MB/sec	1.1 ms
Apacer USB FLASH DRIVE		515 MB	9.1 MB/sec	9.3 MB/sec	1.7 ms
ACTIONS USB DISK DEVICE		261 MB	0.5 MB/sec	0.5 MB/sec	5.9 ms

## 5.11.2 UBS CD-ROM

Test environment:

OS Windows XP professional SP2

Program (NERO)

CD-ROM MODEL	INTERFACE	Average speed	Full READ	Burst Rate	CD
LITEON DVD SOSC-2485KX	USB	14.98 x	129 ms	21 MB/s	52X CD-R
LITEON DVD SOSW-833XS		14.93 x	141 ms	21 MB/s	

## 5.12 Vibration Test

Motherboard	LS-573TX(Product Version B)		
Test Equipment	VS-5060L		
Amplitude	Frequency	Time (1min/1Time)	Result
0.75mm	5 → 55 → 5 Hz	10	PASS
1.00mm	5 → 55 → 5 Hz	10	PASS
1.25mm	5 → 55 → 5 Hz	10	PASS
1.5mm	5 → 55 → 5 Hz	10	PASS
1.5mm	5 → 55 → 5 Hz	120	PASS