

Product Test Report



Product Name	HS-873PXDG2
Product Version	B
Issued Date	30.Mar.2010
Report Edition	1.3
BIOS Version	1.1
Testing Engineer	RICK
Check Engineer	GARY

REVISION HISTORY

DATE	REVISION NO.	PAGE	DESCRIPTONS
15.May.2009	Ver. 1.0	68	Initial Release
10.Sep.2009	Ver. 1.1	69	Vibration Test
30.Mar.2010	Ver. 1.2	70	Add Power Consumption
29.July.2013	Ver. 1.3	29	Remove Back plane (PICMG1.0 or PICMG1.3)

Index

1. Function test.....	5
1.1 Hardware function.....	5
1.2 BIOS function	7
1.3 Driver	9
2. Compatibility test	11
2.1 CPU Test.....	11
2.2 Operation System Test	12
2.3 Memory Test	13
2.4 VGA Graphic Quality Test.....	14
2.5 Audio	15
2.6 HDD Test	17
2.7 CD-ROM Test	18
2.8 USB device Test	19
2.9 Serial Port Test	21
2.10 Print Port Test.....	23
2.11 Floppy Drive Test.....	24
2.12 PS2 Keyboard 、 Mouse Test.....	25
2.13 LAN Test.....	27
2.14 Power Supply Test	28
2.15 PCI Express mini card	28
2.16 Back plane (PICMG1.3 or PICMG 1.0 or PISA).....	28
3. Environmental test	29
3.1 Temperature Test.....	29
3.2 Thermal measurements at various points on the board	32
4. Reliability Test	34

4.1 Power Consumption Test	34
5. Performance Test	41
5.1 Business Win Stone 2002.....	41
5.2 Business Win Stone 2004.....	42
5.3 Content Creation Winstone 2004.....	43
5.4 3D MARK(2001、2003、2005)	45
5.5 3D MARK2006	49
5.6 PC MARK2002.....	53
5.7 PC MARK2004.....	57
5.8 PC MARK2005.....	61
5.9 Storage Performance	67
5.10 Vibration Test.....	70

1. Function test

1.1 Hardware function

Base Function Test

Item	Description	Result
1	Power Button	PASS
2	Reset	PASS
3	Power LED	PASS
4	HDD LED	PASS
5	SATA 1/2/3	PASS
6	USB 1/2/3/4/5/6	PASS
7	DDRIII A/B	PASS
8	Floppy	PASS
9	LPT	PASS
10	COM 1/2	PASS
11	VGA Port	PASS
12	PS2	PASS
13	AUDIO	PASS
14	CD_IN	PASS
15	PCI Express Mini Card	PASS
16	DIO	PASS
17	CPUFAN	PASS
18	SYSFAN	PASS
19	PCI 1/2/3/4	PASS
20	DVI	PASS
21	LVDS	PASS
22	LAN	PASS

23	IrDA	PASS
24	HDTV	PASS
25	ISA 1/2/3	PASS
26	CN_ATKB	PASS
27	CN_BPWR	PASS

Jumper

Item	Description	Result
1	JRTC	PASS
2	JCSEL1	PASS
3	JCSEL2	PASS
4	JAT	PASS
5	JVLCD	PASS

1.2 BIOS function

Item	Description	Result	Remark
1	Press 'Del' to run Setup Utility	PASS	
2	Ctrl-Alt-Del – Soft-Reboot	PASS	
3	Save & Exit Setup	PASS	
4	Date & Time Setting	PASS	
5	Drive A	PASS	
6	Quick Power On Self Test	PASS	
7	Boot Device Setting	PASS	
8	Boot Up Floppy Seek	PASS	
9	Boot Up Num Lock Status	PASS	
10	ACPI Suspend Type	PASS	
11	Halt On	PASS	
12	Onboard Serial Port	PASS	
13	USB Controller	PASS	
14	USB Keyboard Support	PASS	
15	Onboard FDC Controller	PASS	
16	Soft-Off by PWRBTN	PASS	
17	Power On Function	PASS	
18	ACPI Function	PASS	
19	Hot Key Password	PASS	
20	Resume by Alarm	PASS	
21	Watch Dog Timer Select	PASS	
22	Init Display First	PASS	
23	Onboard Parallel Port	PASS	
24	PWRON After PWR-Fail	PASS	

25	Power On by Ring	PASS	
26	Set Supervisor Password	PASS	
27	Set User Password	PASS	
28	UART Mode Select	PASS	
29	RxD , Txd Active	PASS	
30	IR Transmission Delay	PASS	
31	UR2 duplex Mode	PASS	
32	Use IR Pins	PASS	
33	CPU Warning Temperature	PASS	
34	Shutdown Temperature	PASS	
35	USB KB Wake Up by S3	PASS	
36	Total GFX Memory	PASS	
37	LAN Controller	PASS	

1.3 Driver

CD Edition : IPCi 2– 1.3

1. Windows XP SP2 Driver Test

Item	Description	Result	version
1	Chipset Driver	PASS	9.0.0.1008
2	VGA Driver	PASS	6.14.10.4990
3	Audio Driver	PASS	5.10.0.5464
4	LAN Driver	PASS	10.3.49.0

2. Windows 2000 SP4 Driver Test

Item	Description	Result	version
1	Chipset Driver	PASS	9.0.0.1008
2	VGA Driver	PASS	6.14.10.4990
3	Audio Driver	PASS	5.10.0.5464
4	LAN Driver	PASS	10.3.49.0

3. Windows Server 2003 Driver Test

Item	Description	Result	version
1	Chipset Driver	PASS	9.0.0.1008
2	Audio Driver	PASS	5.10.0.5464
3	LAN Driver	PASS	10.3.49.0

4. Windows Vista 32 bit Driver Test

Item	Description	Result	version
1	Chipset Driver	PASS	9.0.0.1008
2	VGA Driver	PASS	7.15.10.1518
3	Audio Driver	PASS	6.0.1.5473
4	LAN Driver	PASS	10.3.49.0

5. Windows Vista 64 bit Driver Test

Item	Description	Result	version
1	Chipset Driver	PASS	9.0.0.1008
2	VGA Driver	PASS	7.15.10.1518
3	Audio Driver	PASS	6.0.1.5473
4	LAN Driver	PASS	10.3.49.0

2. Compatibility test

2.1 CPU Test

Test environment:

OS Windows XP professional SP2

Test program : PC MARK 2005

Spec	CPU Speed	Family	Processor	FSB	L2 Size	Result
<u>SLA43</u>	2.4 GHz	Core 2 Duo	T7700	800 MHz	4 MB	PASS
<u>SLAF8</u>	2.2 GHz	Core 2 Duo	T7500	800 MHz	4 MB	PASS
<u>SLA4A</u>	1.8 GHz	Core 2 Duo	T7100	800 MHz	2 MB	PASS
<u>SLB47</u>	2.8 GHz	Core2 Duo	T9600	1066 MHz	6 MB	PASS
<u>SLAYQ</u>	2.4 GHz	Core2 Duo	T8300	800 MHz	3 MB	PASS
<u>SLB3R</u>	2.26 GHz	Core 2 Duo	P8400	1066 MHz	3 MB	PASS
<u>SLB6M</u>	2 GHz	Celeron	575	667 MHz	1 MB	PASS

2.2 Operation System Test

Item	Description	Result	Remark
1	Windows Vista 64 bit	PASS	
2	Windows Vista 32 bit	PASS	
3	Windows Server 2008	PASS	
4	Windows XP SP2	PASS	
5	Windows Server 2003	PASS	
6	Windows 2000 SP4	PASS	
7	Debian Lenny Beta2 (Kernel 2.6.24-1-amd64)	PASS	
8	Fedora Code 7 (Kernel 2.6.21-1-3194.fc7)	PASS	
9	Fedora Code 8 (Kernel 2.6.23-1-42.fc8)	PASS	
10	Suse 10.0 (Kernel 2.6.13.15)	FAILED	32 bit can't install in 64 bit computer
11	Cent OS 4.5 (Kernel 2.6.9-55)	PASS	

2.3 Memory Test

Test environment:

OS Windows XP professional SP2

Test program : PC MARK 2005

Manufacturer	Chip	Frequency	Capacity Mbytes	Result
Transcend	K4B1G0846D	DDRIII 1066	2GB	PASS
A-DATA	K4B1G0846D	DDRIII 1066	2GB	PASS
A-DATA	K4B1G0846D	DDRIII 1066	1GB	PASS
Transcend	K4B1G0846D	DDRIII 1066	1GB	PASS
Kingston	K4B2G0846B-HCFB	DDRIII 1066	4GB	PASS
A-DATA	H5TQ1G83AFP	DDRIII 1066	2GB	PASS

2.4 VGA Graphic Quality Test

Test environment:

OS Windows XP professional SP2

Driver version : 6.14.10.4990

Resolution	Color	Result	Remark
800*600	16 /32bit	PASS	
1024*768	16 /32bit	PASS	
1152*864	16 /32bit	PASS	
1280*600	16 /32bit	PASS	
1280*720	16 /32bit	PASS	
1280*768	16 /32bit	PASS	
1280*960	16 /32bit	PASS	
1280*1024	16 /32bit	PASS	
1400*1050	16 /32bit	PASS	
1600*900	16 /32bit	PASS	
1600*1200	16 /32bit	PASS	
1680*1050	16 /32bit	PASS	
1792*1344	16 /32bit	PASS	
1856*1392	16 /32bit	PASS	
1920*1080	16 /32bit	PASS	

2.5 Audio

Test environment:

OS Windows XP professional SP2

Driver version : 5.10.0.5464

Item	Description	Result	Remark
1	2 CH	PASS	
2	Microphone	PASS	
3	CDIN	PASS	

OS Windows 2000 SP4

Driver version : 5.10.0.5464

Item	Description	Result	Remark
1	2 CH	PASS	
2	Microphone	PASS	
3	CDIN	PASS	

OS Windows Server 2003

Driver version : 5.10.0.5464

Item	Description	Result	Remark
1	2 CH	PASS	
2	Microphone	PASS	
3	CDIN	PASS	

OS Windows Vista 32 bit

Driver version : 6.0.1.5473

Item	Description	Result	Remark
1	2 CH	PASS	
2	Microphone	PASS	
3	CDIN	PASS	

OS Windows Vista 64 bit

Driver version : 6.0.1.5473

Item	Description	Result	Remark
1	2 CH	PASS	
2	Microphone	PASS	
3	CDIN	PASS	

2.6 HDD Test

Test environment:

OS Windows XP professional SP2

MODEL	INTERFACE	capacity	Size Detect	Data Transfer
Western Digital WD800JD-75MSA3	SATA	80 GB	PASS	PASS
Western Digital WD800JD-00LSA0	SATA	80 GB	PASS	PASS
Western Digital WD800BEVS-16VAT0	SATA	80 GB	PASS	PASS
Hitachi HDS728080PLA380	SATA	82.3 GB	PASS	PASS
Hitachi HTS543216L9A	SATA	160 GB	PASS	PASS
Hitachi HDT722525DLA380	SATA	250 GB	PASS	PASS
Western Digital WD6400H1Q-00	USB	640 GB	PASS	PASS

2.7 CD-ROM Test

Test environment:

OS Windows XP professional SP2

MODEL	INTERFACE	Detect	Data Transfer	PLAY DVD
LG DVD GSA-H62L	SATA	PASS	PASS	PASS
LG DVD GGW-H20L	SATA	PASS	PASS	PASS
PIONEER DVD PVR-212BK	SATA	PASS	PASS	PASS
ASUS DVD DRW-1814BLT	SATA	PASS	PASS	PASS
LITEON DVD SOSW-833XS	USB	PASS	PASS	PASS
LITEON DVD SOSC-2485KX	USB	PASS	PASS	PASS

2.8 USB device Test

1. Windows XP SP2

Item	Result	Remark
External USB Keyboard Test	PASS	
External USB Mouse Test	PASS	
Hot plugging test	PASS	
CD ROM	PASS	
USB Mass storage	PASS	

2 Windows 2000 SP4

Item	Result	Remark
External USB Keyboard Test	PASS	
External USB Mouse Test	PASS	
Hot plugging test	PASS	
CD ROM	PASS	
USB Mass storage	PASS	

3 Windows Server 2003

Item	Result	Remark
External USB Keyboard Test	PASS	
External USB Mouse Test	PASS	
Hot plugging test	PASS	
CD ROM	PASS	
USB Mass storage	PASS	

4. Windows Vista 32 bit

Item	Result	Remark
External USB Keyboard Test	PASS	
External USB Mouse Test	PASS	
Hot plugging test	PASS	
CD ROM	PASS	
USB Mass storage	PASS	

5. Windows Vista 64 bit

Item	Result	Remark
External USB Keyboard Test	PASS	
External USB Mouse Test	PASS	
Hot plugging test	PASS	
CD ROM	PASS	
USB Mass storage	PASS	

6. Windows Server 2008

Item	Result	Remark
External USB Keyboard Test	PASS	
External USB Mouse Test	PASS	
Hot plugging test	PASS	
CD ROM	PASS	
USB Mass storage	PASS	

2.9 Serial Port Test

1. MS-DOS

Item	Description	Result	Remark
1	RS-232 Mouse Test	PASS	
2	RS-422 & RS-485	PASS	
3	PC Check	PASS	
4	TS	PASS	

2. Windows 2000 SP4

Item	Description	Result	Remark
1	Device Manager Check	PASS	
2	RS-232 Mouse Test	PASS	
3	b&b com port test	PASS	

3. Windows Server 2003

Item	Description	Result	Remark
1	Device Manager Check	PASS	
2	RS-232 Mouse Test	PASS	
3	b&b com port test	PASS	

4. Windows XP SP2

Item	Description	Result	Remark
1	Device Manager Check	PASS	
2	RS-232 Mouse Test	PASS	
3	b&b com port test	PASS	

5. Windows Vista 32 bit

Item	Description	Result	Remark
1	Device Manager Check	PASS	
2	RS-232 Mouse Test	PASS	

6. Windows Vista 64 bit

Item	Description	Result	Remark
1	Device Manager Check	PASS	
2	RS-232 Mouse Test	PASS	

7. Windows Server 2008

Item	Description	Result	Remark
1	Device Manager Check	PASS	
2	RS-232 Mouse Test	PASS	
3	b&b com port test	PASS	

2.10 Print Port Test

1. MS-DOS

Item	Description	Result	Remark
1	PC Check	PASS	
2	TS	PASS	

2. Windows 2000 SP4

Item	Description	Result	Remark
1	ECP/EPP PRINT TEST	PASS	

3. Windows Server 2003

Item	Description	Result	Remark
1	ECP/EPP PRINT TEST	PASS	

4. Windows XP SP2

Item	Description	Result	Remark
1	ECP/EPP PRINT TEST	PASS	

5. Windows Vista 32 bit

Item	Description	Result	Remark
1	ECP/EPP PRINT TEST	PASS	

6. Windows Vista 64 bit

Item	Description	Result	Remark
1	ECP/EPP PRINT TEST	PASS	

7. Windows Server 2008

Item	Description	Result	Remark
1	ECP/EPP PRINT TEST	PASS	

2.11 Floppy Drive Test

Floppy	Floppy Drive Detect	Floppy Data Transfer
MITSUMI D353M3D	PASS	PASS
MITSUMI D353T6	PASS	PASS
MITSUMI D353FUE	PASS	PASS
MITSUMI D353GUE	PASS	PASS
TEAC FD-235HF	PASS	PASS
Panasonic JU-257A606P	PASS	PASS

2.12 PS2 Keyboard 、 Mouse Test

1. MS-DOS

Item	Description	Result	Remark
1	Keyboard LED Status Test	PASS	
2	Keyboard Typing Test	PASS	
3	Mouse Detect Test	PASS	

2. Windows 2000 SP4

Item	Description	Result	Remark
1	Keyboard LED Status Test	PASS	
2	Keyboard Typing Test	PASS	
3	Mouse Detect Test	PASS	

3. Windows Server 2003

Item	Description	Result	Remark
1	Keyboard LED Status Test	PASS	
2	Keyboard Typing Test	PASS	
3	Mouse Detect Test	PASS	

4. Windows XP SP2

Item	Description	Result	Remark
1	Keyboard LED Status Test	PASS	
2	Keyboard Typing Test	PASS	
3	Mouse Detect Test	PASS	

5. Windows Vista 32 bit

Item	Description	Result	Remark
1	Keyboard LED Status Test	PASS	
2	Keyboard Typing Test	PASS	
3	Mouse Detect Test	PASS	

6. Windows Vista 64 bit

Item	Description	Result	Remark
1	Keyboard LED Status Test	PASS	
2	Keyboard Typing Test	PASS	
3	Mouse Detect Test	PASS	

7.Windows Server 2008

Item	Description	Result	Remark
1	Keyboard LED Status Test	PASS	
2	Keyboard Typing Test	PASS	
3	Mouse Detect Test	PASS	

2.13 LAN Test

Data Transfer Test environment:

-CAT 6 UTP 100M

-8 HR. continuous

1. Windows XP SP2

Item	Description	Result	Remark
1	Device Manager Check	PASS	
2	Data Transfer Test	PASS	

2. Windows 2000 SP4

Item	Description	Result	Remark
1	Device Manager Check	PASS	
2	Data Transfer Test	PASS	

3. Windows Server 2003

Item	Description	Result	Remark
1	Device Manager Check	PASS	
2	Data Transfer Test	PASS	

4. Windows Vista 32 bit

Item	Description	Result	Remark
1	Device Manager Check	PASS	
2	Data Transfer Test	PASS	

5. Windows Vista 64 bit

Item	Description	Result	Remark
1	Device Manager Check	PASS	
2	Data Transfer Test	PASS	

2.14 Power Supply Test

Item	TYPE	Description	Result	Remark
1	ATX Power	Seventeam ST-300WAP 300W	PASS	
2	ATX Power	COOLER MASTER RS-390-PMSR-A3 390W	PASS	
3	ATX Power	LACONIC ENTERPRISE CO.,LTD 1U150 150W	PASS	
4	ATX Power	FSP GROUP INC. FSP180-50PLA 180W	PASS	
5	ATX Power	Enhance ENP-2120H 200W	PASS	
6	ATX Power	Seasonic SS-380HB 380W	PASS	
7	AT Power On/Off	MAGITRONIC D-P350 200W	PASS	

2.15 PCI Express mini card

Motherboard	PCI Express mini card	Remark
HS-873PXDG2	MPX-954	PASS
HS-873PXDG2	MPX-827	PASS
HS-873PXDG2	MPX-SDVOD	PASS

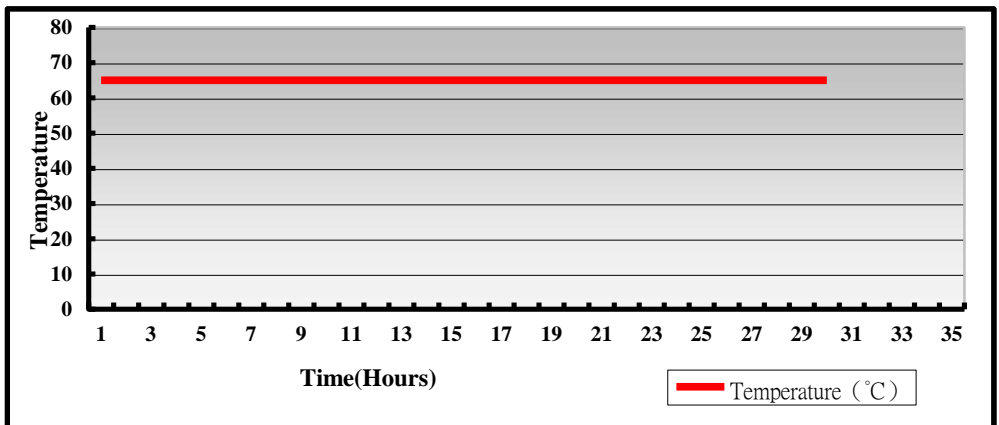
2.16 Back plane (PISA)

Item	BRAND	MODEL	Result	Remark
1	IEI	IP-8S	PASS	
2	IEI	IP-5S	PASS	

3. Environmental test

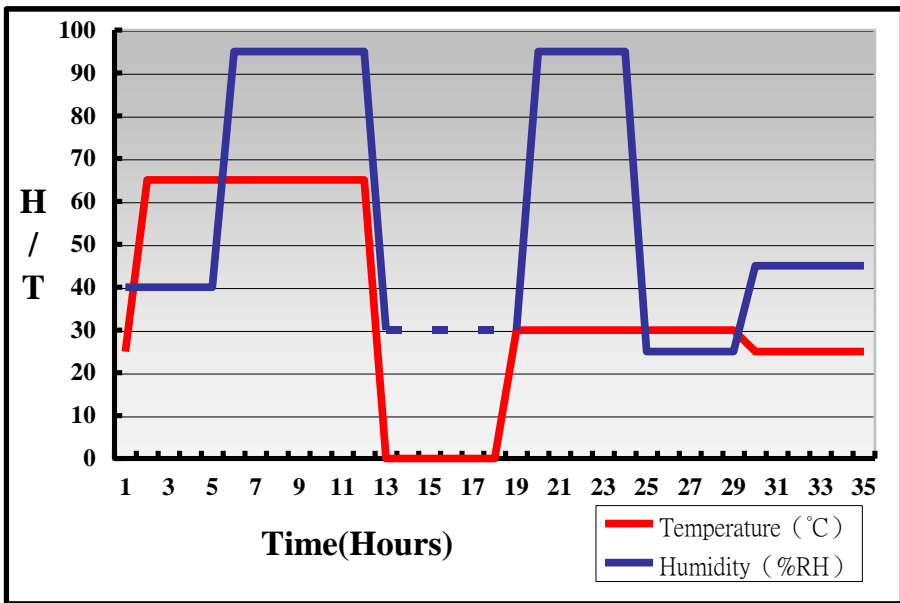
3.1 Temperature Test

System Board	HS-873PXDG2
CPU	Intel (R) Core (TM) 2 Duo CPU P8400 2.26GHz
Memory	A-DATA DDR3 1066 1GB (K4B1G0846D)
Operating OS	Windows XP
Test Equipment	GIANT FORCE (GTH-150-60-CP-AR)
Test Program	3DMark 2003



Hardware Device list:

System Board	HS-873PXDG2
CPU	Intel (R) Core (TM) 2 Duo CPU P8400 2.26GHz
Memory	Transcend DDR3 1066 1GB (K4B1G0846D)
Operating OS	Windows XP
Test Equipment	GIANT FORCE (GTH-150-60-CP-AR)
Test Program	3DMark 2003



Definition : When the temperature is 30 degrees below arrive, humidity measurements have not, so by the dashed line express.

Boot Up Test:

Hardware Device list:

System Board	HS-873PXDG2
CPU	Intel (R) Core (TM) 2 Duo CPU T7700 2.40GHz
Memory	Transcend DDR3 1066 2GB (K4B1G0846D)
HDD	Western Digital WD800JD-75MSA3 80GB

Temperature	Result	Remark
-40°C	PASS	50 Times
85°C	PASS	50 Times


3.2 Thermal measurements at various points on the board

Test Environment :

CPU	Intel (R) Core (TM) 2 Duo CPU T7100 1.80GHz
Memory	Transcend DDR3 1066 2GB (K4B1G0846D)
HDD	Western Digital WD800JD-75MSA3 80GB
Power	COOLER MASTER RS-390-PMSR-A3
Operating System	Windows XP
Test Program	Burnin5.3

Test Result:

Item	Environmental temperature	27.3°C
1	CPU	48.6°C
2	GM45(Northbridge)	37.3°C
3	ICH9M(Southbridge)	45.7°C
4	U2(ICHALC888)	55.1°C
5	Q3(TMSURF7413Z)	48.9°C
6	Q6(TMSTRFR3709ZTRPBF)	52.1°C
7	Q7(TMSTRFR3709ZTRPBF)	50.8°C
8	Q15(TMSIRF413Z)	48.9°C
9	Q22(TRE1085)	48.9°C



4. Reliability Test

4.1 Power Consumption Test

1. Test Environment:

Motherboard	HS-873PXDG2
CPU	Intel (R) Core (TM)2 Duo CPU T8300 2.40GHz
Memory	Transcend DDR3 1066 2GB (K4B1G0846D)*2

Power Supply : COOLER MASTER RS-390-PMSR-A3

Voltage	MS-DOS Boot up		Windows XP SP2 3DMARK 2003	
	Current (A)	Power (W)	Current (A)	Power (W)
12V	1.75	21	2.08	24.96
5V	3.28	16.4	4.71	23.55
5VSB	0.175	0.875	0.006	0.03

1.a. Test Environment:

The same as above but with LCD panel

Display Panel	AUO M170EG01 17" LCD
----------------------	-----------------------------

Power Supply : COOLER MASTER RS-390-PMSR-A3

Voltage	MS-DOS Boot up		Windows XP SP2 3DMARK 2003	
	Current (A)	Power (W)	Current (A)	Power (W)
12V	3.96	47.52	4.14	49.68
5V	4.3	21.5	5.63	28.15
5VSB	0.191	0.955	0.007	0.035

2.Test Environment:

Motherboard	HS-873PXDG2
CPU	Intel (R) Core (TM)2 Duo CPU T7700 2.40GHz
Memory	Transcend DDR3 1066 2GB (K4B1G0846D)*2

Power Supply : COOLER MASTER RS-390-PMSR-A3

Voltage	MS-DOS Boot up		Windows XP SP2 3DMARK 2003	
	Current (A)	Power (W)	Current (A)	Power (W)
12V	2.27	27.24	2.56	30.72
5V	3.34	16.7	4.64	23.2
5VSB	0.18	0.9	0.012	0.06

2.a.Test Environment:

The same as above but with LCD panel

Display Panel	AUO M170EG01 17" LCD
----------------------	-----------------------------

Power Supply : COOLER MASTER RS-390-PMSR-A3

Voltage	MS-DOS Boot up		Windows XP SP2 3DMARK 2003	
	Current (A)	Power (W)	Current (A)	Power (W)
12V	4.45	53.4	4.8	57.6
5V	4.38	21.9	5.59	27.95
5VSB	0.171	0.855	0.013	0.065

3.Test Environment:

Motherboard	HS-873PXDG2
CPU	Intel (R) Core (TM)2 Duo CPU T7100 1.80GHz
Memory	Transcend DDR3 1066 2GB (K4B1G0846D)*2

Power Supply : COOLER MASTER RS-390-PMSR-A3

Voltage	MS-DOS Boot up		Windows XP SP2 3DMARK 2003	
	Current (A)	Power (W)	Current (A)	Power (W)
12V	1.39	16.68	1.5	18
5V	3.32	16.6	4.6	23
5VSB	0.176	0.88	0.005	0.025

3.a.Test Environment:

The same as above but with LCD panel

Display Panel	AUO M170EG01 17" LCD
----------------------	-----------------------------

Power Supply : COOLER MASTER RS-390-PMSR-A3

Voltage	MS-DOS Boot up		Windows XP SP2 3DMARK 2003	
	Current (A)	Power (W)	Current (A)	Power (W)
12V	3.55	42.6	3.54	42.48
5V	4.29	21.45	5.53	27.65
5VSB	0.178	0.89	0.01	0.05

4. Test Environment:

Motherboard	HS-873PXDG2
CPU	Intel (R) Core (TM)2 Duo CPU T9600 2.80GHz
Memory	Transcend DDR3 1066 2GB (K4B1G0846D)*2

Power Supply : COOLER MASTER RS-390-PMSR-A3

Voltage	MS-DOS Boot up		Windows XP SP2 3DMARK 2003	
	Current (A)	Power (W)	Current (A)	Power (W)
12V	1.82	21.84	1.95	23.4
5V	3.66	18.3	4.79	23.95
5VSB	0.183	0.915	0.017	0.085

4.a. Test Environment:

The same as above but with LCD panel

Display Panel	AUO M170EG01 17" LCD
----------------------	-----------------------------

Power Supply : COOLER MASTER RS-390-PMSR-A3

Voltage	MS-DOS Boot up		Windows XP SP2 3DMARK 2003	
	Current (A)	Power (W)	Current (A)	Power (W)
12V	4.05	48.6	4.04	48.48
5V	4.44	22.2	5.49	27.45
5VSB	0.193	0.965	0.014	0.07

5.Test Environment:

Motherboard	HS-873PXDG2
CPU	Intel (R) Core (TM)2 Duo CPU T8400 2.26GHz
Memory	Kingston DDR3 1066 4GB (K4B2G0846B)*2

Power Supply : COOLER MASTER RS-390-PMSR-A3

Voltage	MS-DOS Boot up		Windows XP SP2 3DMARK 2003	
	Current (A)	Power (W)	Current (A)	Power (W)
12V	1.27	15.24	1.34	16.08
5V	3.47	17.35	4.57	22.85
5VSB	0.176	0.88	0.004	0.02

5.a.Test Environment:

The same as above but with LCD panel

Display Panel	AUO M170EG01 17" LCD
----------------------	-----------------------------

Power Supply : COOLER MASTER RS-390-PMSR-A3

Voltage	MS-DOS Boot up		Windows XP SP2 3DMARK 2003	
	Current (A)	Power (W)	Current (A)	Power (W)
12V	3.49	41.88	3.37	40.44
5V	4.43	22.15	5.54	27.7
5VSB	0.177	0.885	0.002	0.01

6.Test Environment:

Motherboard	HS-873PXDG2
CPU	Intel (R) Core (TM)2 Duo CPU T9600 2.80GHz
Memory	Kingston DDR3 1066 4GB (K4B2G0846B-HCFB)*2

Power Supply : COOLER MASTER RS-390-PMSR-A3

Voltage	MS-DOS Boot up		Windows XP SP2 3DMARK 2003	
	Current (A)	Power (W)	Current (A)	Power (W)
12V	2.01	24.12	2.28	27.36
5V	3.45	17.25	4.6	23
5VSB	0.179	0.895	0.005	0.025

6.a.Test Environment:

The same as above but with LCD panel

Display Panel	AUO M170EG01 17" LCD
----------------------	-----------------------------

Power Supply : COOLER MASTER RS-390-PMSR-A3

Voltage	MS-DOS Boot up		Windows XP SP2 3DMARK 2003	
	Current (A)	Power (W)	Current (A)	Power (W)
12V	4.15	49.8	4.39	52.68
5V	4.41	22.05	5.51	27.55
5VSB	0.178	0.89	0.011	0.055

7.Test Environment:

Motherboard	HS-873PXG
CPU	Intel (R) Core (TM)2 Quad CPU Q9100 2.26GHz
Memory	Kingston DDR3 1066 4GB (K4B2G0846B-HCFB)*2

Power Supply : COOLER MASTER RS-390-PMSR-A3

Voltage	MS-DOS Boot up		Windows XP SP2 3DMARK 2003	
	Current (A)	Power (W)	Current (A)	Power (W)
12V	3.05	36.6	2.51	30.12
5V	4.06	20.3	5.17	25.85
5VSB	0.184	0.92	0.007	0.035

7.a.Test Environment:

The same as above but with LCD panel

Display Panel	AUO M170EG01 17" LCD
----------------------	-----------------------------

Power Supply : COOLER MASTER RS-390-PMSR-A3

Voltage	MS-DOS Boot up		Windows XP SP2 3DMARK 2003	
	Current (A)	Power (W)	Current (A)	Power (W)
12V	4.94	59.28	4.44	53.28
5V	4.98	24.9	6.07	30.35
5VSB	0.182	0.91	0.002	0.01

5. Performance Test

5.1 Business Win Stone 2002

Windows XP SP2

WEIGHTED SUITE	Test Environment	Result	Remark
Business Win stone2002	Intel (R) Core (TM)2 Duo CPU T9600 2.8GHz A-DATA DDR3 1066 2GB (K4B1G0846D) Western Digital WD800JD-75MSA3 80GB	PASS	47.1 47.3 47.8 45.5
Business Win stone2002	Intel (R) Core (TM)2 Duo CPU T7100 1.8GHz Transcend DDR3 1066 2GB (K4B1G0846D) Western Digital WD800JD-75MSA3 80GB	PASS	40.4 40.1 40.2 40.3
Business Win stone2002	Intel (R) Core (TM)2 Duo CPU T8300 2.4GHz Transcend DDR3 1066 2GB (K4B1G0846D) Western Digital WD800JD-75MSA3 80GB	PASS	42.5 42.4 42 41.7

Business Win stone2002	Intel(R) Celeron(R) Processor	PASS	40.2
	575 2GHz		40.2
	A-DATA DDR3 1066 2GB (H5TQ1G83AFP)		39.6
	Western Digital WD800JD-75MSA3 80GB		39.2

5.2 Business Win Stone 2004

Windows XP SP2

WEIGHTED SUITE	Test Environment	Result	Remark
Business Win stone2004	Intel (R) Core (TM)2 Duo CPU	PASS	24.4
	T9600 2.8GHz		19.7
	A-DATA DDR3 1066 2GB (K4B1G0846D)		29.6
	Western Digital WD800JD-75MSA3 80GB		10.1
Business Win stone2004	Intel (R) Core (TM)2 Duo CPU	PASS	24.1
	T7100 1.8GHz		23.3
	Transcend DDR3 1066 2GB (K4B1G0846D)		25
	Western Digital WD800JD-75MSA3 80GB		23.7

<p>Business Win stone2004</p>	<p>Intel (R) Core (TM)2 Duo CPU T8300 2.4GHz Transcend DDR3 1066 2GB (K4B1G0846D) Western Digital WD800JD-75MSA3 80GB</p>	<p>PASS</p>	<p>25.9 25.1 25.5 25.7</p>
<p>Business Win stone2004</p>	<p>Intel(R) Celeron(R) Processor 575 2GHz A-DATA DDR3 1066 2GB (H5TQ1G83AFP) Western Digital WD800JD-75MSA3 80GB</p>	<p>PASS</p>	<p>22.3 22.7 22.2 22.6</p>

5.3 Content Creation Winstone 2004

Windows XP SP2

WEIGHTED SUITE	Test Environment	Result	Remark
<p>Content Creation Winstone 2004</p>	<p>Intel (R) Core (TM)2 Duo CPU T9600 2.8GHz A-DATA DDR3 1066 2GB (K4B1G0846D) Western Digital WD800JD-75MSA3 80GB</p>	<p>PASS</p>	<p>48.2 48.5 48 47.3</p>

<p>Content Creation Winstone 2004</p>	<p>Intel (R) Core (TM)2 Duo CPU T7100 1.8GHz Transcend DDR3 1066 2GB (K4B1G0846D) Western Digital WD800JD-75MSA3 80GB</p>	<p>PASS</p>	<p>33.9 22.5 33.9 33.9</p>
<p>Content Creation Winstone 2004</p>	<p>Intel (R) Core (TM)2 Duo CPU T8300 2.4GHz Transcend DDR3 1066 2GB (K4B1G0846D) Western Digital WD800JD-75MSA3 80GB</p>	<p>PASS</p>	<p>41.5 42.2 42.1 41.5</p>
<p>Content Creation Winstone 2004</p>	<p>Intel(R) Celeron(R) Processor 575 2GHz A-DATA DDR3 1066 2GB (H5TQ1G83AFP) Western Digital WD800JD-75MSA3 80GB</p>	<p>PASS</p>	<p>34.3 34.6 34.5 34.2</p>

5.4 3D MARK(2001 、 2003 、 2005)

Windows XP SP2

WEIGHTED SUITE	Test Environment	Result	Remark
3DMARK2001 Scores	Intel (R) Core (TM)2 Duo CPU T9600 2.8GHz Transcend DDR3 1066 2GB (K4B1G0846D) Western Digital WD800JD-75MSA3 80GB	PASS	11177
3DMARK2003 Scores		PASS	2687
3DMARK2005 Scores		PASS	1424

Windows XP SP2

WEIGHTED SUITE	Test Environment	Result	Remark
3DMARK2001 Scores	Intel (R) Core (TM)2 Duo CPU T7700 2.4GHz Transcend DDR3 1066 2GB (K4B1G0846D) Western Digital WD800JD-75MSA3 80GB	PASS	5709
3DMARK2003 Scores		PASS	1920
3DMARK2005 Scores		PASS	1106

Windows XP SP2

WEIGHTED SUITE	Test Environment	Result	Remark
3DMARK2001 Scores	Intel (R) Core (TM)2 Duo CPU T7100 1.8GHz Transcend DDR3 1066 2GB (K4B1G0846D) Western Digital WD800JD-75MSA3 80GB	PASS	8478
3DMARK2003 Scores		PASS	2320
3DMARK2005 Scores		PASS	1259

Windows XP SP2

WEIGHTED SUITE	Test Environment	Result	Remark
3DMARK2001 Scores	Intel (R) Core (TM)2 Duo CPU T8300 2.4GHz Transcend DDR3 1066 2GB (K4B1G0846D) Western Digital WD800JD-75MSA3 80GB	PASS	9360
3DMARK2003 Scores		PASS	2348
3DMARK2005 Scores		PASS	1086

Windows XP SP2

WEIGHTED SUITE	Test Environment	Result	Remark
3DMARK2001 Scores	Intel (R) Core (TM)2 Duo CPU T7500 2.2GHz Transcend DDR3 1066 2GB (K4B1G0846D) Western Digital WD800JD-75MSA3 80GB	PASS	9514
3DMARK2003 Scores		PASS	2347
3DMARK2005 Scores		PASS	1251

Windows XP SP2

WEIGHTED SUITE	Test Environment	Result	Remark
3DMARK2001 Scores	Intel (R) Core (TM)2 Duo CPU P8400 2.26GHz A-DATA DDR3 1066 1GB (K4B1G0846D) Western Digital WD800JD-00LSA0 80GB	PASS	9869
3DMARK2003 Scores		PASS	2085
3DMARK2005 Scores		PASS	1192

Windows XP SP2

WEIGHTED SUITE	Test Environment	Result	Remark
3DMARK2001 Scores	Intel (R) Core (TM)2 Duo CPU T8300 2.4GHz Kingston DDR3 1066 4GB (K4B2G0846B-HCFB)*2 Seagate S13160815AS 160GB	PASS	7720
3DMARK2003 Scores		PASS	2095
3DMARK2005 Scores		PASS	1072

Windows XP SP2

WEIGHTED SUITE	Test Environment	Result	Remark
3DMARK2001 Scores	Intel (R) Core (TM)2 Duo CPU T7500 2.2GHz Kingston DDR3 1066 4GB (K4B2G0846B-HCFB)*2 Seagate S13160815AS 160GB	PASS	7274
3DMARK2003 Scores		PASS	1991
3DMARK2005 Scores		PASS	1041

5.5 3D MARK2006

Windows XP SP2

Item	WEIGHTED SUITE	Test Environment	Result	Remark
1	3DMARK Score	Intel (R) Core (TM)2 Duo CPU T9600 2.8GHz Transcend DDR3 1066 2GB (K4B1G0846D) Western Digital WD800JD-75MSA3 80GB	PASS	299
2	SM2.0 Score		PASS	91
3	HDR/SM3.0 Score		PASS	114
4	CPU Score		PASS	2516

Windows XP SP2

Item	WEIGHTED SUITE	Test Environment	Result	Remark
1	3DMARK Score	Intel (R) Core (TM)2 Duo CPU T7700 2.4GHz Transcend DDR3 1066 2GB (K4B1G0846D) Western Digital WD800JD-75MSA3 80GB	PASS	234
2	SM2.0 Score		PASS	70
3	HDR/SM3.0 Score		PASS	91
4	CPU Score		PASS	2060

Windows XP SP2

Item	WEIGHTED SUITE	Test Environment	Result	Remark
1	3DMARK Score	Intel (R) Core (TM)2 Duo CPU T7100 1.8GHz Transcend DDR3 1066 2GB (K4B1G0846D) Western Digital WD800JD-75MSA3 80GB	PASS	206
2	SM2.0 Score		PASS	61
3	HDR/SM3.0 Score		PASS	80
4	CPU Score		PASS	1548

Windows XP SP2

Item	WEIGHTED SUITE	Test Environment	Result	Remark
1	3DMARK Score	Intel (R) Core (TM)2 Duo CPU T8300 2.4GHz Transcend DDR3 1066 2GB (K4B1G0846D) Western Digital WD800JD-75MSA3 80GB	PASS	228
2	SM2.0 Score		PASS	68
3	HDR/SM3.0 Score		PASS	88
4	CPU Score		PASS	2097

Windows XP SP2

Item	WEIGHTED SUITE	Test Environment	Result	Remark
1	3DMARK Score	Intel (R) Core (TM)2 Duo CPU T7500 2.2GHz Transcend DDR3 1066 2GB (K4B1G0846D) Western Digital WD800JD-75MSA3 80GB	PASS	232
2	SM2.0 Score		PASS	71
3	HDR/SM3.0 Score		PASS	88
4	CPU Score		PASS	1892

Windows XP SP2

Item	WEIGHTED SUITE	Test Environment	Result	Remark
1	3DMARK Score	Intel (R) Core (TM)2 Duo CPU P8400 2.26GHz A-DATA DDR3 1066 1GB (K4B1G0846D) Western Digital WD800JD-00LSA0 80GB	PASS	244
2	SM2.0 Score		PASS	72
3	HDR/SM3.0 Score		PASS	95
4	CPU Score		PASS	2003

Windows XP SP2

Item	WEIGHTED SUITE	Test Environment	Result	Remark
1	3DMARK Score	Intel (R) Core (TM)2 Duo CPU T8300 2.4GHz Kingston DDR3 1066 4GB (K4B2G0846B-HCFB)*2 Seagate S13160815AS 160GB	PASS	439
2	SM2.0 Score		PASS	145
3	HDR/SM3.0 Score		PASS	158
4	CPU Score		PASS	1999

Windows XP SP2

Item	WEIGHTED SUITE	Test Environment	Result	Remark
1	3DMARK Score	Intel (R) Core (TM)2 Duo CPU T7500 2.2GHz Kingston DDR3 1066 4GB (K4B2G0846B-HCFB)*2 Seagate S13160815AS 160GB	PASS	400
2	SM2.0 Score		PASS	131
3	HDR/SM3.0 Score		PASS	144
4	CPU Score		PASS	1892

5.6 PC MARK2002

Test Environment
Intel (R) Core (TM)2 Duo CPU T9600 2.8GHz Transcend DDR3 1066 2GB (K4B1G0846D) Western Digital WD800JD-75MSA3 80GB

Windows XP SP2

Item	WEIGHTED SUITE	Result	Remark
1	CPU test Score	PASS	11057
2	Memory test Score	PASS	34131
3	HDD test Score	PASS	1371

Test Environment
Intel (R) Core (TM)2 Duo CPU T7700 2.4GHz A-DATA DDR3 1066 2GB (K4B1G0846D) Western Digital WD800JD-75MSA3 80GB

Windows XP SP2

Item	WEIGHTED SUITE	Result	Remark
1	CPU test Score	PASS	9430
2	Memory test Score	PASS	30047
3	HDD test Score	PASS	1402

Test Environment
Intel (R) Core (TM)2 Duo CPU T7100 1.8GHz Transcend DDR3 1066 2GB (K4B1G0846D) Western Digital WD800JD-75MSA3 80GB

Windows XP SP2

Item	WEIGHTED SUITE	Result	Remark
1	CPU test Score	PASS	7130
2	Memory test Score	PASS	15095
3	HDD test Score	PASS	1392

Test Environment
Intel (R) Core (TM)2 Duo CPU T8300 2.4GHz Transcend DDR3 1066 2GB (K4B1G0846D) Western Digital WD800JD-75MSA3 80GB

Windows XP SP2

Item	WEIGHTED SUITE	Result	Remark
1	CPU test Score	PASS	9391
2	Memory test Score	PASS	27958
3	HDD test Score	PASS	1324

Test Environment
Intel (R) Core (TM)2 Duo CPU T7500 2.2GHz Transcend DDR3 1066 2GB (K4B1G0846D) Western Digital WD800JD-75MSA3 80GB

Windows XP SP2

Item	WEIGHTED SUITE	Result	Remark
1	CPU test Score	PASS	8699
2	Memory test Score	PASS	27412
3	HDD test Score	PASS	1191

Test Environment
Intel (R) Core (TM)2 Duo CPU P8400 2.26GHz A-DATA DDR3 1066 1GB (K4B1G0846D) Western Digital WD800JD-00LSA0 80GB

Windows XP SP2

Item	WEIGHTED SUITE	Result	Remark
1	CPU test Score	PASS	8916
2	Memory test Score	PASS	26882
3	HDD test Score	PASS	1372

Test Environment
Intel (R) Core (TM)2 Duo CPU T8300 2.4GHz Kingston DDR3 1066 4GB (K4B2G0846B-HCFB)*2 Seagate S13160815AS 160GB

Windows XP SP2

Item	WEIGHTED SUITE	Result	Remark
1	CPU test Score	PASS	8934
2	Memory test Score	PASS	26676
3	HDD test Score	PASS	1534

Test Environment
Intel (R) Core (TM)2 Duo CPU T7500 2.2GHz Kingston DDR3 1066 4GB (K4B2G0846B-HCFB)*2 Seagate S13160815AS 160GB

Windows XP SP2

Item	WEIGHTED SUITE	Result	Remark
1	CPU test Score	PASS	8696
2	Memory test Score	PASS	27367
3	HDD test Score	PASS	1607

5.7 PC MARK2004

Test Environment
Intel (R) Core (TM)2 Duo CPU T9600 2.8GHz Transcend DDR3 1066 2GB (K4B1G0846D) Western Digital WD800JD-75MSA3 80GB

Windows XP PS2

Item	WEIGHTED SUITE	Result	Remark
1	PCMark Score	PASS	N/A
2	CPU test Score	PASS	N/A
3	Memory test Score	PASS	10141
4	Graphic test Score	PASS	N/A
5	HDD test Score	PASS	N/A

Test Environment
Intel (R) Core (TM)2 Duo CPU T7700 2.4GHz A-DATA DDR3 1066 2GB (K4B1G0846D) Western Digital WD800JD-75MSA3 80GB

Windows XP PS2

Item	WEIGHTED SUITE	Result	Remark
1	PCMark Score	PASS	N/A
2	CPU test Score	PASS	N/A
3	Memory test Score	PASS	7806
4	Graphic test Score	PASS	1455
5	HDD test Score	PASS	N/A

Test Environment
Intel (R) Core (TM)2 Duo CPU T7100 1.8GHz A-DATA DDR3 1066 2GB (K4B1G0846D) Western Digital WD800JD-75MSA3 80GB

Windows XP PS2

Item	WEIGHTED SUITE	Result	Remark
1	PCMark Score	PASS	5736
2	CPU test Score	PASS	6108
3	Memory test Score	PASS	5215
4	Graphic test Score	PASS	1441
5	HDD test Score	PASS	N/A

Test Environment
Intel (R) Core (TM)2 Duo CPU T8300 2.4GHz Transcend DDR3 1066 2GB (K4B1G0846D) Western Digital WD800JD-75MSA3 80GB

Windows XP PS2

Item	WEIGHTED SUITE	Result	Remark
1	PCMark Score	PASS	N/A
2	CPU test Score	PASS	N/A
3	Memory test Score	PASS	6343
4	Graphic test Score	PASS	N/A
5	HDD test Score	PASS	4236

Test Environment
Intel (R) Core (TM)2 Duo CPU T7500 2.2GHz Transcend DDR3 1066 2GB (K4B1G0846D) Western Digital WD800JD-75MSA3 80GB

Windows XP PS2

Item	WEIGHTED SUITE	Result	Remark
1	PCMark Score	PASS	N/A
2	CPU test Score	PASS	N/A
3	Memory test Score	PASS	7355
4	Graphic test Score	PASS	N/A
5	HDD test Score	PASS	4087

Test Environment
Intel (R) Core (TM)2 Duo CPU P8400 2.26GHz A-DATA DDR3 1066 1GB (K4B1G0846D) Western Digital WD800JD-00LSA0 80GB

Windows XP PS2

Item	WEIGHTED SUITE	Result	Remark
1	PCMark Score	PASS	N/A
2	CPU test Score	PASS	N/A
3	Memory test Score	PASS	6915
4	Graphic test Score	PASS	N/A
5	HDD test Score	PASS	4549

Test Environment
Intel (R) Core (TM)2 Duo CPU T8300 2.4GHz Kingston DDR3 1066 4GB (K4B2G0846B-HCFB)*2 Seagate S13160815AS 160GB

Windows XP PS2

Item	WEIGHTED SUITE	Result	Remark
1	PCMark Score	PASS	N/A
2	CPU test Score	PASS	N/A
3	Memory test Score	PASS	7129
4	Graphic test Score	PASS	1504
5	HDD test Score	PASS	4795

Test Environment
Intel (R) Core (TM)2 Duo CPU T7500 2.2GHz Kingston DDR3 1066 4GB (K4B2G0846B-HCFB)*2 Seagate S13160815AS 160GB

Windows XP PS2

Item	WEIGHTED SUITE	Result	Remark
1	PCMark Score	PASS	N/A
2	CPU test Score	PASS	N/A
3	Memory test Score	PASS	7471
4	Graphic test Score	PASS	1635
5	HDD test Score	PASS	4793

5.8 PC MARK2005

Test Environment
Intel (R) Core (TM)2 Duo CPU T9600 2.8GHz Transcend DDR3 1066 2GB (K4B1G0846D) Western Digital WD800JD-75MSA3 80GB

Windows XP SP2

Item	WEIGHTED SUITE	Result	Remark
1	PCMark score	PASS	N/A
2	CPU test Score	PASS	7146
3	Memory test Score	PASS	5749
4	Graphic test Score	PASS	N/A
5	HDD test Score	PASS	4316

Test Environment
Intel (R) Core (TM)2 Duo CPU T7700 2.4GHz A-DATA DDR3 1066 2GB (K4B1G0846D) Western Digital WD800JD-75MSA3 80GB

Windows XP SP2

Item	WEIGHTED SUITE	Result	Remark
1	PCMark score	PASS	4316
2	CPU test Score	PASS	6137
3	Memory test Score	PASS	4775
4	Graphic test Score	PASS	1562
5	HDD test Score	PASS	4237

Test Environment
Intel (R) Core (TM)2 Duo CPU T7100 1.8GHz A-DATA DDR3 1066 2GB (K4B1G0846D) Western Digital WD800JD-75MSA3 80GB

Windows XP SP2

Item	WEIGHTED SUITE	Result	Remark
1	PCMark score	PASS	3728
2	CPU test Score	PASS	4628
3	Memory test Score	PASS	3957
4	Graphic test Score	PASS	1559
5	HDD test Score	PASS	4456

Test Environment
Intel (R) Core (TM)2 Duo CPU T8300 2.4GHz Transcend DDR3 1066 2GB (K4B1G0846D) Western Digital WD800JD-75MSA3 80GB

Windows XP SP2

Item	WEIGHTED SUITE	Result	Remark
1	PCMark score	PASS	N/A
2	CPU test Score	PASS	6117
3	Memory test Score	PASS	4724
4	Graphic test Score	PASS	N/A
5	HDD test Score	PASS	4521

Test Environment
Intel (R) Core (TM)2 Duo CPU T7500 2.2GHz Transcend DDR3 1066 2GB (K4B1G0846D) Western Digital WD800JD-75MSA3 80GB

Windows XP SP2

Item	WEIGHTED SUITE	Result	Remark
1	PCMark score	PASS	N/A
2	CPU test Score	PASS	5623
3	Memory test Score	PASS	4501
4	Graphic test Score	PASS	N/A
5	HDD test Score	PASS	4528

Test Environment
Intel (R) Core (TM)2 Duo CPU T8300 2.4GHz A-DATA DDR3 1066 1GB (K4B1G0846D) Western Digital WD800JD-75MSA3 80GB

Windows XP SP2

Item	WEIGHTED SUITE	Result	Remark
1	PCMark score	PASS	4398
2	CPU test Score	PASS	6118
3	Memory test Score	PASS	4764
4	Graphic test Score	PASS	1631
5	HDD test Score	PASS	4494

Test Environment

**Intel (R) Core (TM)2 Duo CPU T9600 2.8GHz
Transcend DDR3 1066 1GB (K4B1G0846D)
Western Digital WD800JD-75MSA3 80GB**

Windows XP SP2

Item	WEIGHTED SUITE	Result	Remark
1	PCMark score	PASS	N/A
2	CPU test Score	PASS	7146
3	Memory test Score	PASS	5777
4	Graphic test Score	PASS	N/A
5	HDD test Score	PASS	4466

Test Environment

**Intel (R) Core (TM)2 Duo CPU P8400 2.26GHz
A-DATA DDR3 1066 1GB (K4B1G0846D)
Western Digital WD800JD-00LSA0 80GB**

Windows XP SP2

Item	WEIGHTED SUITE	Result	Remark
1	PCMark score	PASS	N/A
2	CPU test Score	PASS	5808
3	Memory test Score	PASS	5008
4	Graphic test Score	PASS	N/A
5	HDD test Score	PASS	4708

Test Environment
Intel (R) Core (TM)2 Duo CPU T9600 2.8GHz Kingston DDR3 1066 4GB (K4B2G0846B)*2 IBM DTTA-351010 10GB

Windows XP SP2

Item	WEIGHTED SUITE	Result	Remark
1	PCMark score	PASS	N/A
2	CPU test Score	PASS	7090
3	Memory test Score	PASS	5815
4	Graphic test Score	PASS	N/A
5	HDD test Score	PASS	4709

Test Environment
Intel (R) Core (TM)2 Duo CPU T8300 2.4GHz Kingston DDR3 1066 4GB (K4B2G0846B-HCFB)*2 Seagate S13160815AS 160GB

Windows XP SP2

Item	WEIGHTED SUITE	Result	Remark
1	PCMark score	PASS	4410
2	CPU test Score	PASS	5807
3	Memory test Score	PASS	4994
4	Graphic test Score	PASS	1789
5	HDD test Score	PASS	5344

Test Environment
Intel (R) Core (TM)2 Duo CPU T7500 2.2GHz Kingston DDR3 1066 4GB (K4B2G0846B-HCFB)*2 Seagate S13160815AS 160GB

Windows XP SP2

Item	WEIGHTED SUITE	Result	Remark
1	PCMark score	PASS	4116
2	CPU test Score	PASS	5623
3	Memory test Score	PASS	4505
4	Graphic test Score	PASS	1439
5	HDD test Score	PASS	5361

Test Environment
Intel(R) Celeron(R) Processor 575 2GHz A-DATA DDR3 1066 2GB (H5TQ1G83AFP) Hitachi HDS728080PLA380 82.3GB

Windows XP SP2

Item	WEIGHTED SUITE	Result	Remark
1	PCMark score	PASS	2884
2	CPU test Score	PASS	3643
3	Memory test Score	PASS	3877
4	Graphic test Score	PASS	1332
5	HDD test Score	PASS	4865

5.9 Storage Performance

5.9.1 HDD

Test environment:

OS Windows XP professional SP2

Program (HD Tune)

HDD MODEL	INTERFACE	capacity	Average	Burst Rate	Access time
Western Digital WD800JD-75MSA3	SATA	80 GB	47.5 MB/sec	144.4 MB/sec	19.0 ms
Western Digital WD800JD-00LSA0	SATA	80 GB	46.9 MB/sec	122.9 MB/sec	13.6 ms
Western Digital WD800BEVS-16VAT0	SATA	80 GB	51.8 MB/sec	88.8 MB/sec	16.3ms
Hitachi HDS728080PLA380	SATA	82.3 GB	47.8 MB/sec	112.9 MB/sec	13.2 ms
Hitachi HTS543216L9A	SATA	160 GB	46.6 MB/sec	134.9 MB/sec	17.8ms
Hitachi HDT722525DLA380	SATA	250 GB	53.3 MB/sec	110.5 MB/sec	13.0ms

Western Digital WD6400H1Q-00	USB	640 GB	27.5 MB/sec	27.8 MB/sec	14.5 ms
TDK LoR Trans-It Drive	USB	4 GB	16.7 MB/sec	17.9 MB/sec	0.8 ms
Apacer USB FLASH DRIVE	USB	515 MB	9.1 MB/sec	4.8 MB/sec	1.7 ms
ACTIONS USB DISK DEVICE	USB	261 MB	0.5 MB/sec	0.5 MB/sec	6.0 ms

5.9.2 CD-ROM

Test environment:

OS Windows XP professional SP2

Program (NERO)

CD-ROM MODEL	INTERFACE	Average speed	Fill READ	Burst Rate	CD
PIONEER DVD DVR-212BK	SATA	24.09 x	139 ms	46 MB/s	52 X CD-R
LG DVD GSA-H62L	SATA	27.93 x	167 ms	39 MB/s	52X CD-R
LG DVD GGW-H20L	SATA	21.74 x	202 ms	40 MB/s	52X CD-R
ASUS DVD DRW-1814BLT	SATA	23.75 x	115 ms	43 MB/s	52X CD-R
LITEON DVD SOSW-833XS	USB	14.33 x	122 ms	21 MB/s	52X CD-R
LITEON DVD SOSC-2485KX	USB	14.37 x	127 ms	22 MB/s	52X CD-R

5.10 Vibration Test

Motherboard	HS-873PXDG2		
Test Equipment	VS-5060L		
Amplitude	Frequency	Time (1min/1Time)	Result
0.75mm	5 → 55 → 5 Hz	10	PASS
1.00mm	5 → 55 → 5 Hz	10	PASS
1.25mm	5 → 55 → 5 Hz	10	PASS
1.5mm	5 → 55 → 5 Hz	10	PASS
1.5mm	5 → 55 → 5 Hz	120	PASS